


Independent Energy Efficiency Program

IEEP
2022
Environmental Sustainability Report





Independent Energy Efficiency Program, Inc.

P.O. BOX 2489, SYRACUSE NY 13220-7500 • (833) 239-1164 • WWW.IEEPNY.COM

Spring, 2023

Greetings,

Thank you for your interest in the Independent Energy Efficiency Program (IEEP), and for taking the time to review our report of the Program's accomplishments through 2022. The IEEP and our 37 member systems have an ongoing dedication to energy efficiency and reducing greenhouse gas emissions in New York State.

Electrification and decarbonization have become principal driving policies of the State. The Climate Leadership and Community Protection Act (CLCPA) legislation is one of the most ambitious climate laws in the world and requires all New Yorkers to reduce greenhouse gas emissions significantly over the next three decades. The IEEP will continue to work diligently to meet the goals of the CLCPA.

The IEEP offers a set of options for each member utility to select and implement, as determined by the utility's unique operating circumstances and other criteria. We are pleased to report that the IEEP's progress continues to be strong and steady with positive growth in energy efficiency measures and towards the goals set by the CLCPA. Highlights of 2022 program activities are detailed in this Report.

We are excited to present to you the activities of the IEEP as we look back at 2022 and look forward to a more energy efficient and sustainable future.

Sincerely,

The Member Utility Systems of the IEEP

- 1 ACCOMPLISHMENTS**
- 2 STRATEGIC GOALS**
- 3 LEGISLATIVE & REGULATORY REPORT**
- 5 FINANCIAL REPORT**
- 10 BENEFICIAL ELECTRIFICATION**
- 11 CASE STUDIES**
- 12 ISSUES AND CHALLENGES**
- 13 THE MATRIX**
- 16 STATEMENT OF PURPOSE**
- 16 STANDARD OPERATING MODEL**
- 117 MEMBER SYSTEMS**
- 91 PROGRAM OPTIONS**
- 94 FINANCIAL STATEMENT**



©2023 Independent Energy Efficiency Program, Inc.



2022 ACCOMPLISHMENTS

37 MUNICIPAL ELECTRIC UTILITIES · **±105,000** UTILITY METERS · **110** LOCAL BUSINESS PARTNERS. SUSTAINABLE INVESTMENTS IN AN ENERGY-EFFICIENT FUTURE!

HERE ARE SOME OF THE ACCOMPLISHMENTS OF IEEP MEMBER SYSTEMS SINCE THE PROGRAM'S INCEPTION IN 2001.



Incentivized the purchase of nearly **36,620** energy-efficient appliances

Distributed over **624,577** energy-efficient light bulbs

Insulated **3,925** attics in customers with electric heated homes

Provided incentives for over **750** cold climate heat pumps

Purchased **21,382** energy-saving street lights

Installed **65** variable speed drive systems for a wide variety of customers

Facilitated **15** commercial refrigeration upgrades

Coordinated the installation **59** emergency standby generators for utilities and public facilities

Upgraded lighting at several school districts athletic fields

Coordinated the installation of **34** renewable energy demonstration projects

Supported the purchase of **41** hybrid and alternative-fueled vehicles

Facilitated the installation of **58** electric vehicle charging stations

Implemented **2,530** commercial lighting upgrades at businesses

Installed **55,542** advanced meters and other AMI technologies

Purchased and installed **178** LED traffic signals

Weatherized **225** low-income homes in partnership with community-based organizations

Installed **189** premium-efficiency motors

Planted over **740** shade trees

Promoted advancements in new technologies with water heaters and heat pump systems

Reduced greenhouse gas emissions equivalent to the removal of 38,551 cars from New York roads.

THE IEEP: NEW YORK MUNICIPAL UTILITIES CREATING AND DISCOVERING SMART ENERGY SOLUTIONS!



2023 STRATEGIC GOALS

OVERARCHING GOALS

- Remain an active participant in New York State's efforts to create a clean energy economy.
- Assist member systems by identifying and securing outside funding sources from state and federal funding opportunities.
- Concentrate efforts in building and transportation decarbonization activities.
- Ensure that low to moderate income customers and designated disadvantaged communities have easy access to programs.
- Re-invest up to \$3.5 million of IEEP funding in 2023.

SPECIFIC PROGRAM AREA GOALS

ELECTRIC VEHICLES AND ELECTRIC VEHICLE CHARGING

- Co-fund EV municipal fleet vehicle purchases where appropriate.
- Continue to support level 2 charging installations for municipally owned operations.
- Coordinate with New York agencies and other third-party vendors to identify feasible EV DC fast charging projects.

BUILDING ELECTRIFICATION AND CLEAN HEAT PROGRAMS

- Provide whole house solutions including building insulation, air

sealing, heat pump technologies, LED lighting, and ENERGY STAR® appliances.

- Conduct outreach by providing marketing materials such as news releases, program brochures and incentive forms for promotion to eligible customers.

LOW TO MODERATE INCOME (LMI) AND DISADVANTAGED COMMUNITIES INCENTIVE PROGRAM

- Assist participating systems to create low to moderate income identification protocols by both municipality and our total network in order to secure external funding sources.
- Create an LMI incentive package utilizing NYSERDA funds as appropriate to include insulation, air sealing and cold climate heat pump projects coupled with LED lighting, electric wiring upgrades, and ENERGYSTAR® appliance rebates.
- Identify potential multi-family dwellings to target efficiency improvements for lighting, heating, insulation and air-sealing projects. Coordinate with building owners to promote cost sharing.

COMPLETE ANNUAL IEEP LONG-TERM SUSTAINABILITY REPORT:

- Share with key leaders to highlight IEEP activities and results.

COMMUNICATIONS

- Improve marketing efforts through utilization of webinar

THE IEEP: WORKING TOGETHER WITH



**NEW YORK POWER AUTHORITY
DEPARTMENT OF
PUBLIC SERVICE
NYSERDA
DEPARTMENT OF ENVIRONMENTAL
CONSERVATION**

capabilities.

- Utilize *News & Views* and quarterly calls to highlight results.
- Conduct quarterly updates to management committee and member systems.
- Provide quarterly updates to MEUA/NYMPA boards.

NEW MEMBERSHIP

- Continue to recruit non-participating MEUA systems into the IEEP. •



2022 LEGISLATIVE & REGULATORY REPORT



2022 was the year of the Climate Action Council (“Climate Council”) in New York State. On December 19, 2022, the Climate Council approved the Final Scoping Plan (“Plan”) by a vote of 19-3. The Plan creates the roadmap for how New York State will reduce greenhouse gas emissions in various sectors including electric generation, buildings, transportation, agriculture and forestry, waste, high energy intensive industries, land use, local government and others.

The Plan was submitted to the Governor and the State Legislature by January 1, 2023. This milestone represented the culmination of three years of collaboration, including contributions from the Council’s Advisory Panels and Working Groups, since the enactment of the Climate Leadership and Community Protection Act (Climate Act) in 2019.

The Plan’s recommendations will provide the foundation to reduce greenhouse gas emissions, drive building and transportation electrification, and advance the State’s commitment to economywide carbon neutrality by 2050, consistent with interim and long-term directives established in the Climate Act.

The Plan outlines actions needed for New York State to achieve:

- 70% renewable energy by 2030,
- 100% zero-emission electricity by 2040,
- a 40% reduction in statewide greenhouse gas emissions from 1990 levels by 2030,
- an 85% reduction from 1990 levels

by 2050, and

- net-zero emissions statewide by 2050.

It also identifies a variety of regulatory and legal changes, market mechanisms, and technologies essential to achieving these directives.

THE RECOMMENDATIONS INCLUDE:

- Investments in every sector of New York’s economy to support decarbonization efforts;
- Accelerated energy efficiency and end-use electrification to foster approximately one to two million homes transitioning to clean heating and cooling options such as heat pumps by 2030, in addition to a statewide scale-up of approximately three million zero-emission vehicles on the roads by 2030; and
- Electric grid infrastructure investments to support retrofitting existing infrastructure to help withstand extreme weather, promote reliability and the resilience of the electric grid.



EXPECTED BENEFITS TO NEW YORKERS INCLUDE:

- Cleaner electric power through solar, wind, and other renewables, combined with energy storage;
- Energy-efficient homes and businesses with a scale-up of clean heating and cooling technologies, such as electric heat pumps and smart thermostats, combined with weatherization measures;
- Zero-emission transportation options, including mass transit, fleet vehicles, and medium-heavy-duty electric vehicles;
- Requiring more efficient and higher-performing electric appliances and vehicles when gasoline vehicles and fossil-fueled heating or cooking appliances need replacement; and such applications required immediately in new building construction.

KEY SECTOR SUMMARIES

Summaries of the Plan’s sector-specific recommendations include:

TRANSPORTATION:

Transition nearly all vehicles in New York State to zero-emission technology by 2050, with New Yorkers having greater access to low-carbon modes of transportation, including public transportation.

- Transition to zero-emission vehicles and equipment;

continued on next page

continued from previous page

- Enhance public transportation and mobility alternatives;
- Promote mobility-oriented development and smart growth; and
- Facilitate market-based solutions and financing.

BUILDINGS:

By 2050, 85 percent of homes and commercial building space statewide should be electrified with energy-efficient heat pumps and thermal energy networks.

- Adopt zero-emission codes and standards, and require energy benchmarking for buildings;
- Scale up public financial incentives and expand access to public and private low-cost financing for building decarbonization; and
- Expand New York's commitment to market development, innovation, and leading by example in State projects.

ELECTRICITY:

Scale up clean energy resources, such as land-based wind and solar, offshore wind, hydropower, fuel cells that use renewable fuels, and energy storage.

- Incorporate load flexibility and controllability into the electric grid as sectors electrify to create a more manageable system;
- Update and build new transmission and distribution systems statewide;
- Enhance the electric grid to improve efficiency and delivery of electricity and facilitate the integration of renewable energy; and
- Evaluate emerging technologies



and identify and develop solutions for zero-emission dispatchable technologies to meet demand and maintain reliability.

GAS SYSTEM TRANSITION:

Strategic downsizing and decarbonization of the gas system in close coordination with the increase of renewable energy generation and build-out of the electric system to ensure reliability and address energy affordability. Convert the vast majority of gas customers to all-electric by 2050, and during the gas system transition, manage repair of leak-prone gas pipelines to ensure safety of the gas system and reduce methane emissions.

ECONOMY WIDE CAP & INVEST:

The Plan also recommends implementation of an economywide cap-and-invest program that would ensure the Climate Act's emission limits are met, while simultaneously prioritizing reduction of co-pollutants in Disadvantaged Communities and supporting clean technology market development. By establishing a consistent market signal across all economic sectors, an economywide program will enable individuals and businesses to make decisions that reduce their emissions and yield the necessary emission reductions. Revenues generated by the program will leverage federal programs and other funding sources to implement policies identified in the Plan, including investments to benefit Disadvantaged Communities.

INDUSTRY:

Pursue incentive-based strategies for attracting and retaining businesses in New York State and mitigate direct greenhouse gas emissions attributable to certain industrial activities, like manufacturing.

AGRICULTURE AND FORESTRY:

Mitigate agricultural greenhouse gas emissions through manure management practices and precision animal feeding. Maximizing the carbon sequestration and storage potential in

the agriculture and forestry sectors is a key strategy for achieving net-zero emissions across all sectors of the economy by 2050.

WASTE:

Implement waste reduction, reuse, and recycling strategies to fundamentally shift the way businesses and New Yorkers currently produce, use, and handle products and materials at end-of-life. Minimize emissions at solid waste management facilities and water resource recovery facilities and evaluate beneficial use of methane captured from waste management activities.

ADAPTATION AND RESILIENCE:

Move forward with actions to adapt to climate change and enhance resilience in communities, infrastructure, and living systems. Expand state support for regional and local planning, assist municipalities and local communities in their efforts to incorporate future conditions into local planning and regulatory decisions, and address risks due to flooding and extreme heat.

The Plan approval will trigger a series of additional legislative and regulatory proceedings during Calendar Year 2023, and likely 2024, to implement the many recommendations. Municipal Electric Utilities Association (MEUA) and the Independent Energy Efficiency Program (IEEP) will continue to monitor and participate in key proceedings as the key provisions of the Plan are implemented. •





2022 FINANCIAL REPORT

IEEP AVAILABLE PROJECT COLLECTIONS BY SYSTEM (YEAR-OVER-YEAR CHANGE)

SYSTEM	12/31/21	12/31/22	CHANGE
AKRON	101,969.70	35,686.57	-66,283.13
ANDOVER	6,512.46	9,152.77	+2,640.31
ANGELICA	28,390.65	28,622.38	+231.73
ARCADE	44,339.60	9,736.65	-34,602.95
BATH	-12,674.96	55,845.28	+68,520.24
BOONVILLE	97,937.90	96,098.17	-1,839.73
BROCTON	1,852.10	13,843.09	+11,990.99
CHURCHVILLE	22,064.62	24,602.71	+2,538.09
ENDICOTT	38,271.71	45,555.14	+7,283.43
FAIRPORT	35,827.13	-79,581.17	-115,408.30
FRANKFORT	24,259.30	73,866.54	+49,607.24
GREENE	115,833.45	91,372.77	-24,460.68
GROTON	60,690.30	78,564.81	+17,874.51
HAMILTON	113,444.34	82,868.85	-30,575.49
HOLLEY	57,505.31	88,514.79	+31,009.48
ILION	-	65,017.18	+65,017.18
LAKE PLACID	139,658.37	132,965.29	-6,693.08
LITTLE VALLEY	18,947.16	22,181.26	+3,234.10
MARATHON	71,024.31	89,911.31	+18,887.00
MAYVILLE	75,398.50	62,187.95	-13,210.55
MOHAWK	30,307.46	33,194.91	+2,887.45
PENN YAN	174,870.89	169,872.07	-4,998.82
PHILADELPHIA	47,773.67	36,647.19	-11,126.48
PLATTSBURGH	479,479.26	616,860.16	+137,380.90
RICHMONDVILLE	42,152.01	69,083.08	+26,931.07
ROUSES POINT	70,732.57	112,920.79	+42,188.22
SALAMANCA	41,296.13	82,565.54	+41,269.41
SILVER SPRINGS	11,004.87	17,257.85	+6,252.98
SKANEATELES	86,286.06	112,888.98	+26,602.92
SOLVAY	484,973.60	621,739.86	+136,766.26
SPENCERPORT	197,551.52	198,289.93	+738.41
SPRINGVILLE	67,462.16	53,973.96	-13,488.20
THERESA	44,524.67	50,935.55	+6,410.88
TUPPER LK	61,382.71	77,601.73	+16,219.02
WATKINS GLEN	211,297.80	255,666.64	+44,368.84
WELLSVILLE	62,757.65	87,902.02	+25,144.37
WESTFIELD	123,004.77	73,868.31	-49,136.46
TOTALS	3,278,109.75	3,698,280.91	+420,171.16

The Independent Energy Efficiency Program was established in January 2001 as a 501(c)(3) non-profit corporation. The IEEP included 37 municipal electric utility systems as its members as of December 31, 2022. These systems, located in New York State, work together to implement energy efficiency programs and projects, including system improvement and renewable resource technologies.

Member systems range in size, serving a few hundred meters to over seventeen thousand. The IEEP provides an effective way for its members to plan, coordinate, purchase, manage and account for energy efficiency projects and programs. IEEP members, regardless of size, enjoy access to a broad base of energy efficient services which result in benefits to energy consumers, the environment, and the utilities themselves.

FINANCIAL TRANSACTIONS AND RELATED ACCOUNTING

The IEEP derives its revenues from payments made by member systems. For every dollar remitted by a member system, 90% of that dollar is designated for projects associated with that system. These funds are considered to be the member system's "capital account." The remaining 10% is withheld by the IEEP for the payment of current and future administrative costs.

The extent of participation in the IEEP is voluntary for each member system. As such, member payments are recorded into IEEP accounting records when received.

The IEEP's revenues are considered "exchange transactions" whereby revenues are not recognized until project costs or administrative expenses are incurred.

A member system can only fund a project when sufficient funds are in their respective "capital account" prior to the commencement of that project.

FINANCIAL REPORTING

The various financial transactions of the IEEP (including cash collections, cash disbursements, banking and

continued on next page

continued from previous page
 general ledger postings) are processed on a daily basis. On a quarterly basis, the member systems are provided with entity-wide financial statements for IEEP as well as a statement of operations specific to that system's operations within the IEEP. These financial statements provide information related to current cash holdings, amounts withheld for future projects and administrative costs. Also provided are year-to-date and life-to-date accounting of revenues, project costs, and administrative costs.

The IEEP's "entity-wide" financial statements are subject to external audit by an independent certified public accountant. This audit is conducted in accordance with auditing standards generally accepted in the United States of America, which requires the auditor to plan and perform the audit to obtain reasonable assurance about whether the financial statements are free from material misstatement. As a result of its most recent audit, the IEEP received an "unqualified" opinion from its external auditor, indicating that the financial statements present fairly, in all material respects, the financial position of the IEEP as of December 31, 2022 and the results of its operations and cash flows for the year then ended and project-to-date.

SPECIFIC INFORMATION

Thanks to the involvement and expertise of a diverse team of corporate officers, members, accounting/finance staff, external auditors and bankers, the accounting and reporting functions of the IEEP are strong.

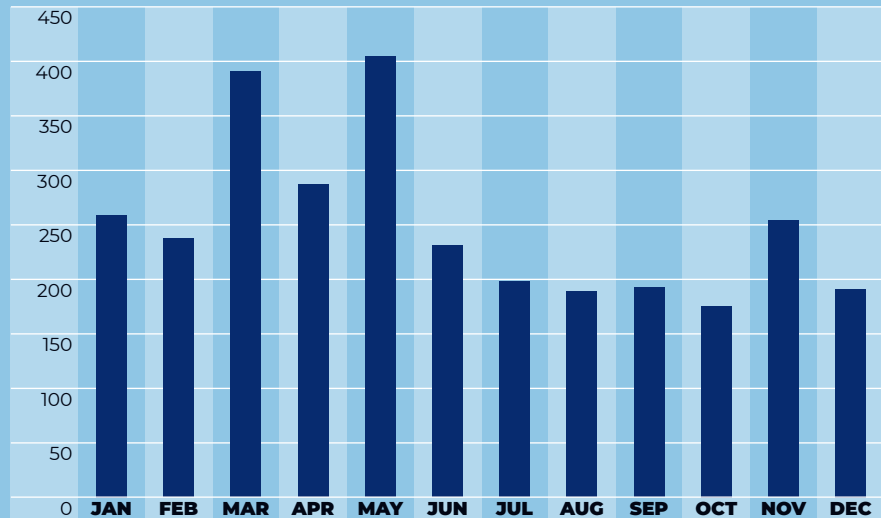
Discussion on the IEEP's financial position, as of December 31, 2022, includes the following:

- IEEP collections from its member systems for the period January 1, 2001 (inception) through December 31, 2022 total \$59,691,274.
- IEEP assets at December 31, 2022 total \$4,9434,088 and consist solely of cash holdings.
- Accounts payable at December 31,

continued on page 8

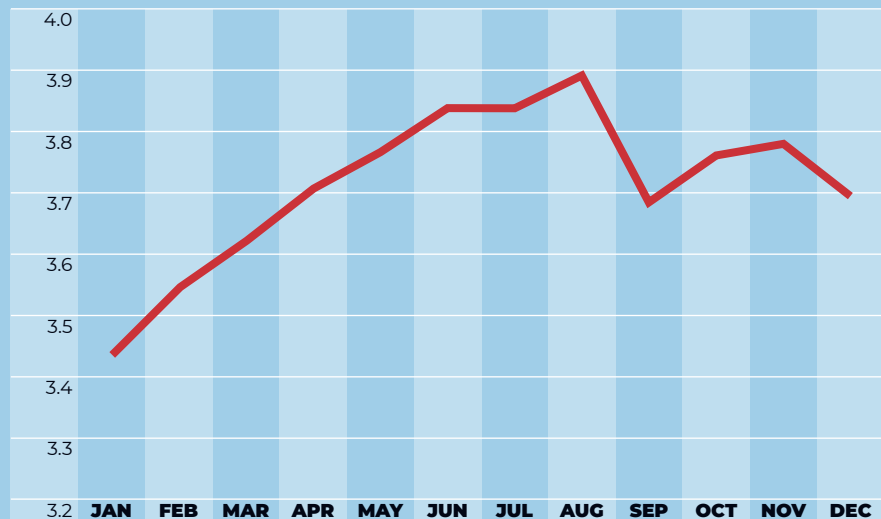
IEEP COLLECTIONS 2022

(IN \$ THOUSANDS)



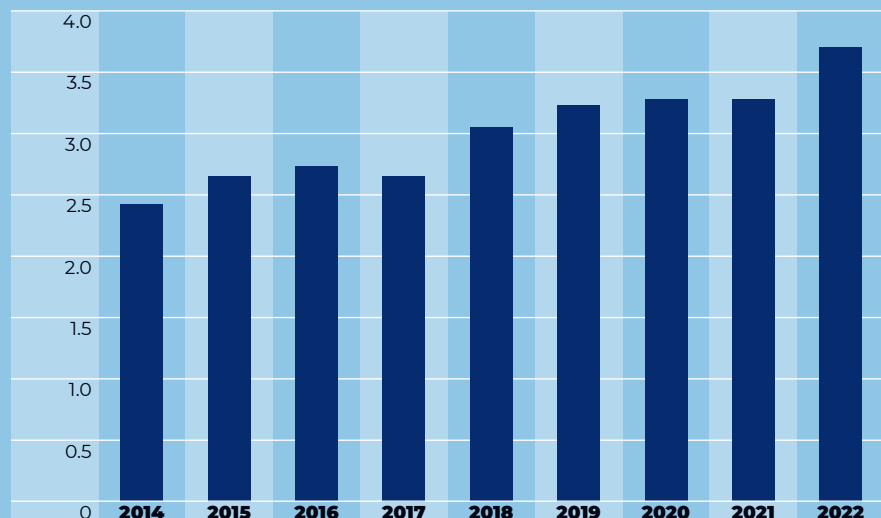
IEEP AVAILABLE PROJECT COLLECTIONS 2022

(IN \$ MILLIONS)



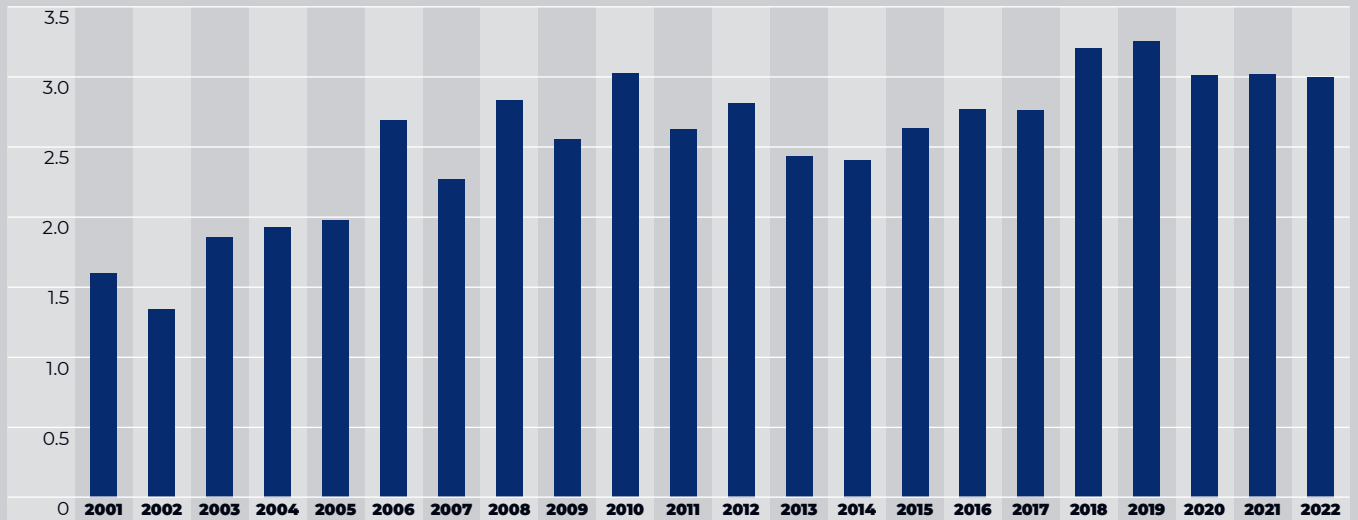
YEAR-END AVAILABLE PROJECT COLLECTIONS

(IN \$ MILLIONS)



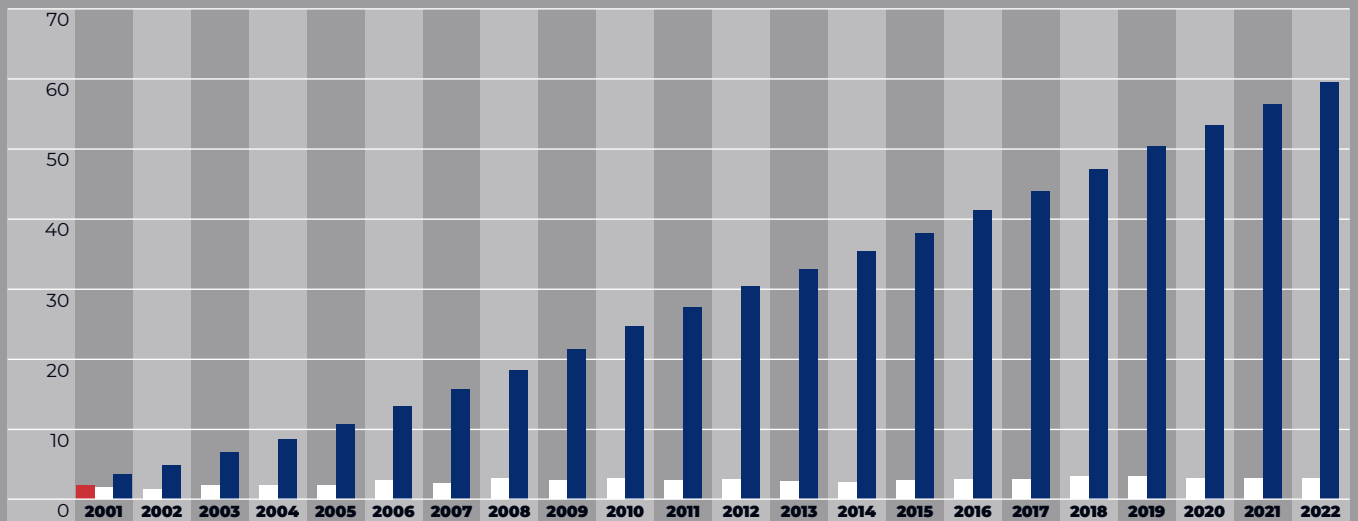
IEEP ANNUAL CUSTOMER COLLECTIONS

(IN \$ MILLIONS)



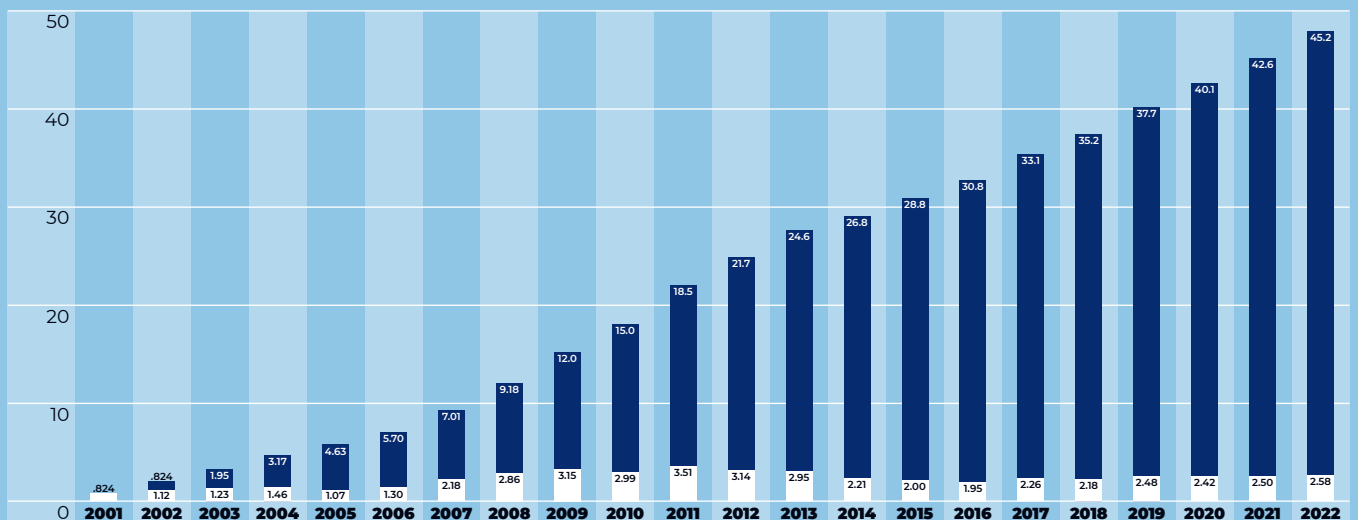
IEEP ANNUAL & CUMULATIVE CUSTOMER COLLECTIONS

(IN \$ MILLIONS) ■ BEGINNING BALANCE ■ CUSTOMER COLLECTIONS ■ PROGRAM TOTAL



IEEP TOTAL ANNUAL INVESTMENTS

(IN \$ MILLIONS) ■ ANNUAL GROWTH ■ INVESTMENTS



continued from page 6

2022 total \$499,185 and represent project and administrative costs incurred, but not paid, as of December 31, 2022.

- Deferred administrative fees (held for payment of future administrative costs) total \$746,205 at December 31, 2022.
- Available Project Collections (which represents the member systems' "capital accounts"), to be used for future system improvements and energy efficiency projects, total \$3,698,281 at December 31, 2022.

FIDUCIARY RESPONSIBILITIES

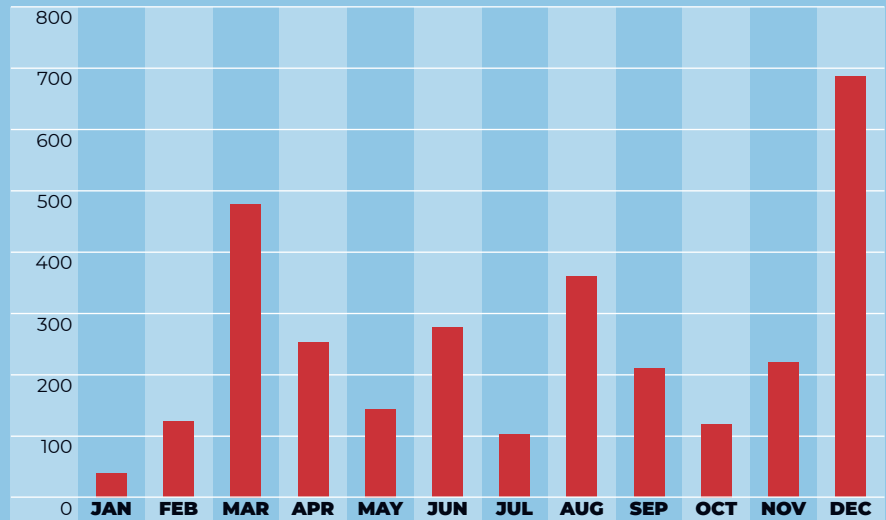
IEEP assets are held in accounts at the Syracuse, New York branch of Solvay Bank. IEEP cash holdings include funds held in Commercial Checking and Municipal Money Market Savings accounts. Solvay Bank provides a high level of security and convenience regarding these funds, which are fully collateralized on a daily basis.

IEEP collections and disbursements are fulfilled in accordance with the authorizations of IEEP management, while the day-to-day accounting transactions are recorded and reconciled by BST & Co. CPAs, LLP.

The audited financial statements of the IEEP as of December 31, 2022 and for the year then ended (and for the period of program inception through December 31, 2022), begin on page 94.

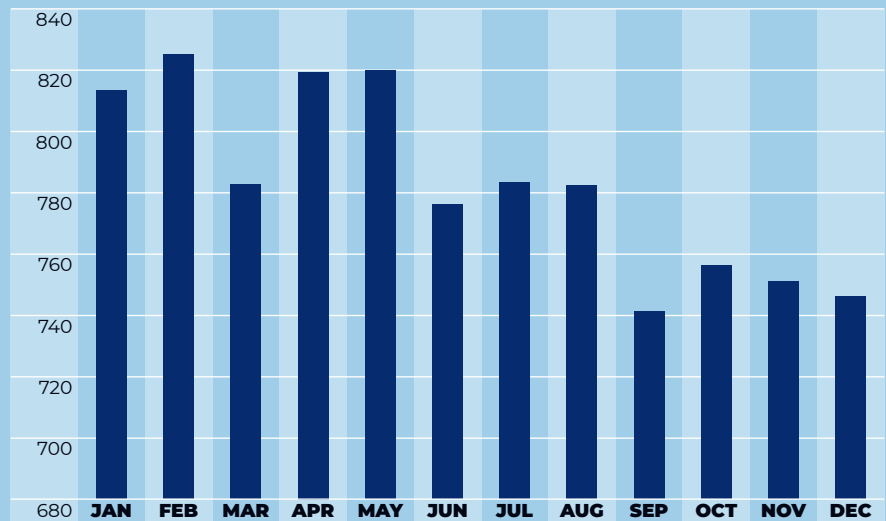
IEEP EXPENSES 2022

(IN \$ THOUSANDS)



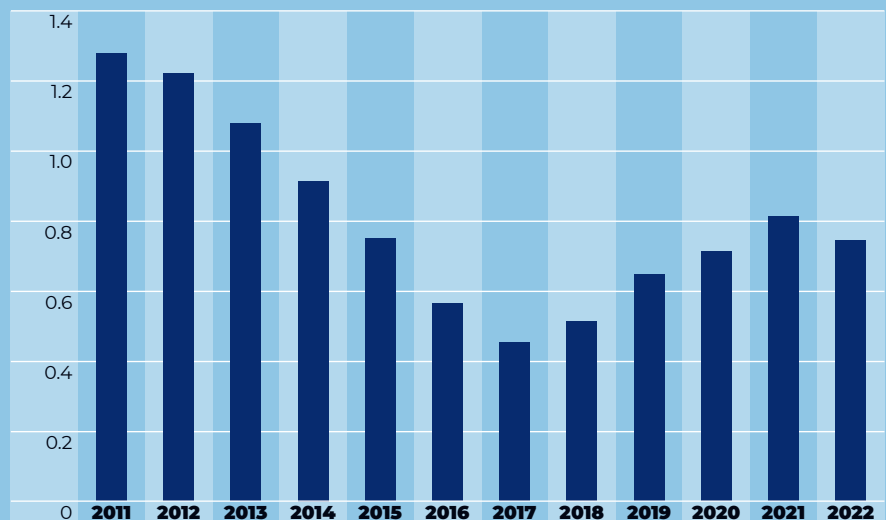
IEEP UNSPENT ADMINISTRATIVE FUNDS 2022

(IN \$ THOUSANDS)



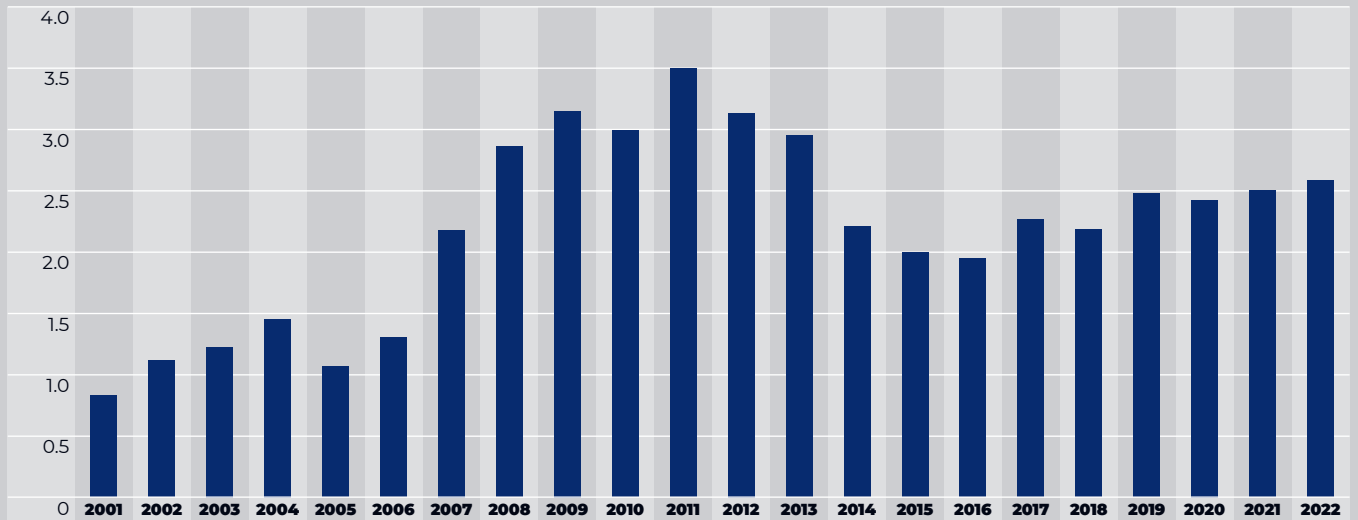
IEEP ADMINISTRATIVE FUND BALANCE

(IN \$ MILLIONS)



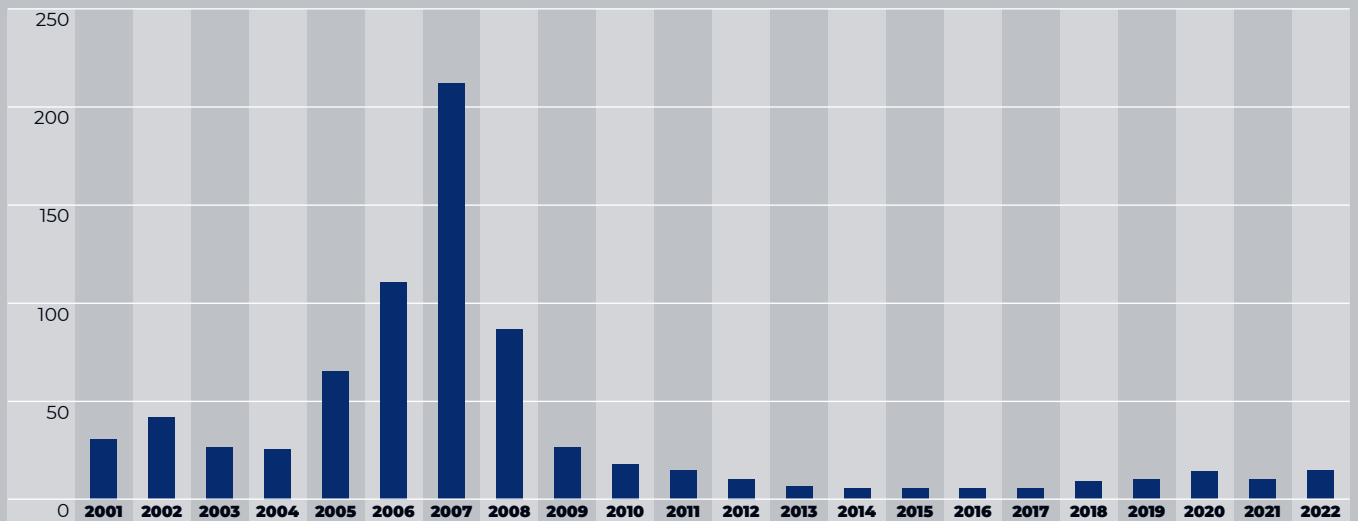
IEEP ANNUAL CONSTRUCTION

(IN \$ MILLIONS)



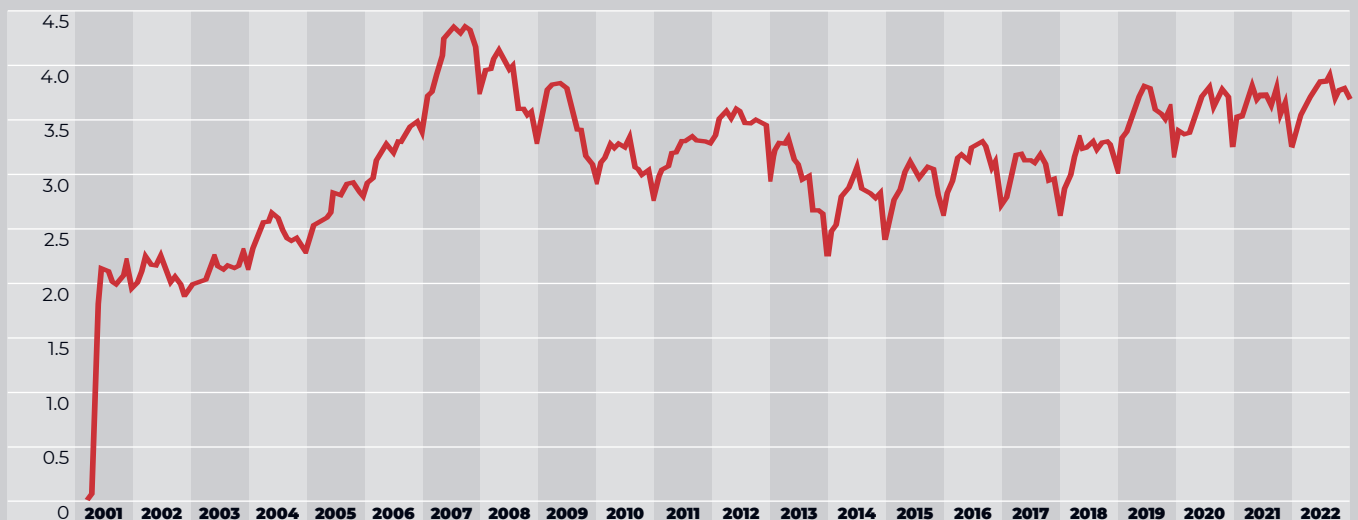
IEEP INTEREST INCOME

(IN \$ THOUSANDS)



IEEP AVAILABLE PROJECT FUNDING: ALL PROGRAM YEARS

(IN \$ MILLIONS)



BENEFICIAL ELECTRIFICATION

To achieve New York State's aggressive climate goals, every sector and person will need to adapt from current fossil fuel energy sources to electric.

This strategy is called **Beneficial Electrification**, a strategy whereby fossil fuel energy sources such as propane, natural gas, heating oil, and gasoline will be replaced with electric in order to reduce greenhouse gas emissions and energy costs.

This can include switching to an electric vehicle or an electric heating system—as long as the end-user and the environment both benefit.

The IEEP provides **resources**, incentives, and technical support designed to help member system customers move toward a brighter, cleaner energy future.



IEEP

CASE STUDY



PERRY'S ICE CREAM is a large, fourth generation owned industrial customer in the Village of Akron, New York, employing over 430 people. They produce over 11 million gallons of ice cream annually using family recipes passed down for more than 100 years. They are the Village of



Akron Electric Department's largest customer.

When Perry's Ice Cream engineering team identifies a potential cost-effective energy efficiency project, they know to contact the IEEP for financial and technical assistance.

In addition to reducing energy costs, these projects have provided additional benefits which can increase competitiveness in the market—which helps to protect jobs in Akron.

The most recent project involved the replacement of 60 older (fluorescent and metal halide) fixtures with new LED fixtures in their truck repair garage and wastewater pre-treatment facility. Other IEEP projects at this facility included installing new LED fixtures with motion sensors in the storage freezer and replacing exterior lights with LED fixtures, and we are looking to support energy saving improvements at a new addition now being planned.

CUSTOMER BENEFITS

- Regular planned upgrades of LED interior and exterior lighting starting in 2012, resulting in significant energy reductions which assist the Village of Akron in keeping electric rates low by reducing demand 24 hours a day.
- Perry's uses local vendors to procure the equipment, thus providing additional community benefits.
- LED technology eliminates mer-

BEFORE



AFTER



Perry's Ice Cream is committed to actively managing our impact on our community and the environment through responsible business practices. Our partnership with the IEEP and the Village of Akron has been instrumental in allowing us to achieve our sustainability goals and investing in our facilities for the long term. We look forward to continuing this relationship in the future and encourage others to take advantage of the IEEP's benefits.

— John Curr, Maintenance Reliability Manager

- cery found in previous fixtures.
- With up to 75% increase in lamp life, LED technology significantly reduces maintenance expenses and future re-lamping costs.
- Employee feedback has been 100% positive with increased light levels and better light quality, noting that

- safety incidents and employee fatigue has been greatly reduced. •

The IEEP: Supporting industrial customers with cost effective energy retrofits, decreased maintenance costs, and facility improvements.



ISSUES AND CHALLENGES IN MEETING NEW YORK'S AGGRESSIVE NEW CLIMATE GOALS

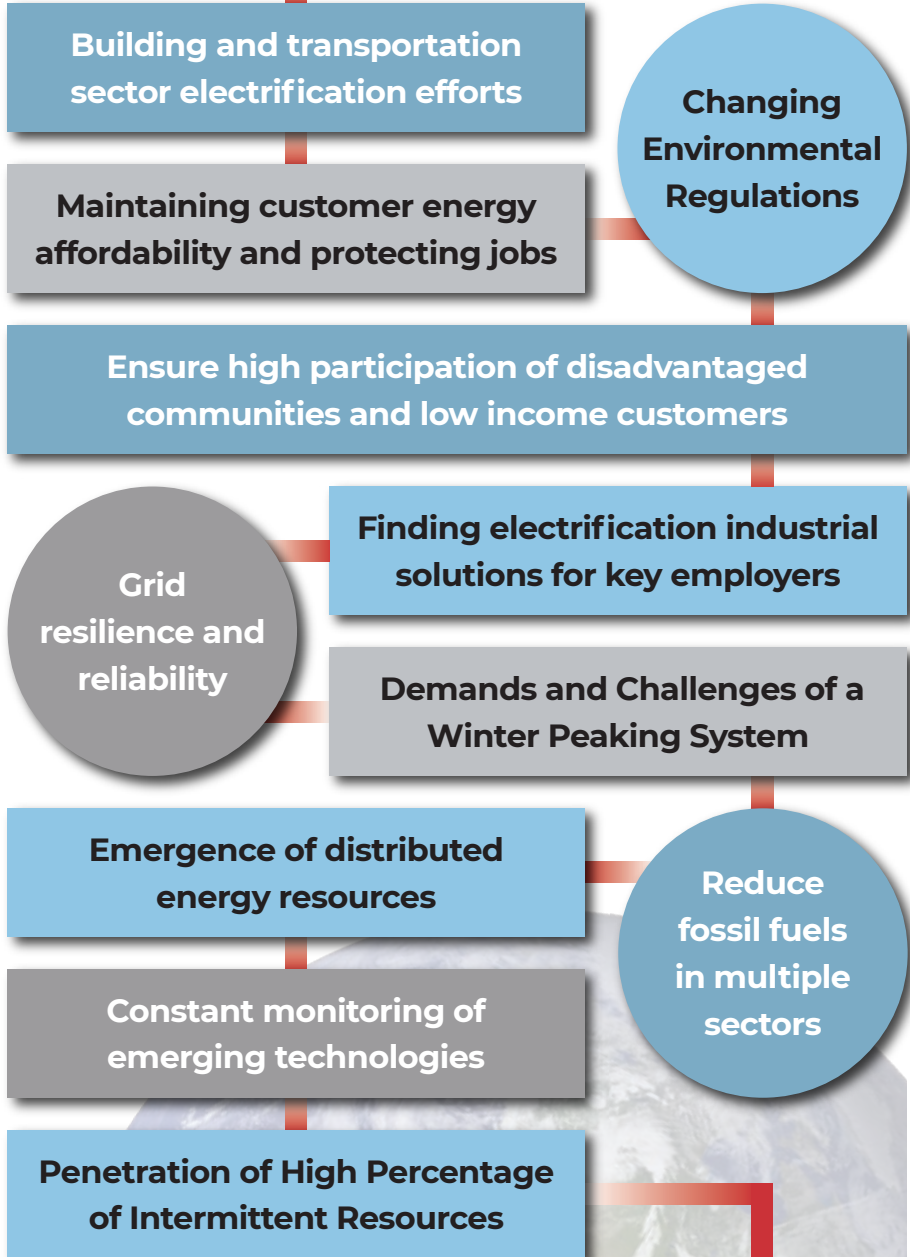
New York State

has established some of the most comprehensive climate laws and regulations in the country, which will require all New Yorkers to significantly reduce our carbon footprint over the next thirty years.

We have the potential to achieve substantial greenhouse gas reductions through a variety of our planned electrification efforts, and continue to monitor new emerging technologies that could assist our municipal systems with further reductions in the future.

IEEP has played a major role in helping our customers reduce energy use over multiple decades, and must continue to find new ways to support our customers in meeting New York's aggressive goals.

We will continue to engage in the state processes, educate our customers, develop new programs and support our municipal systems in managing this energy transition.

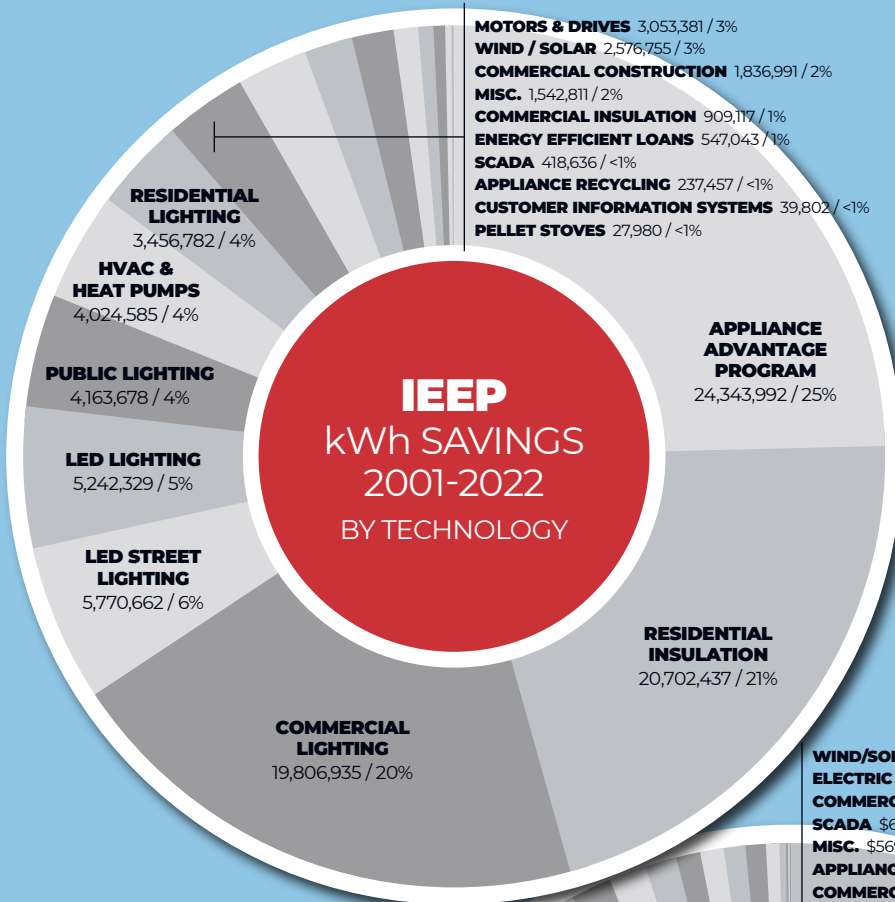


IEEP: BUILDING A ROADMAP TO ASSIST OUR COMMUNITIES TO MEET NEW YORK STATE'S DECARBONIZATION GOALS.

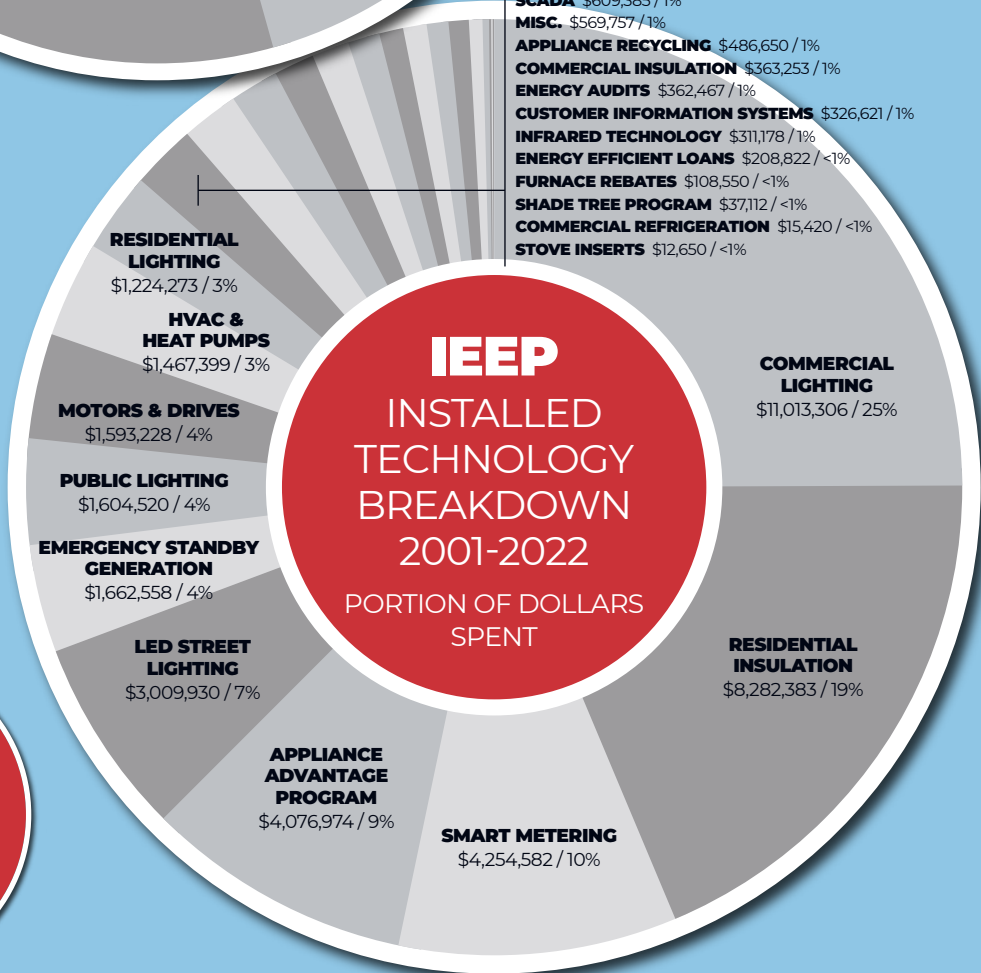
MATRIX



	Appliance Program	Appliance Recycling	Commercial Construction	Commercial Insulation	Commercial Lighting	Commercial Refrigeration	Customer Info Systems	Demand Response	Electric Vehicles & Charging	Emergency Standby Generation	Energy Audits	Energy Efficient Loan Support	Energy Management	Heat Reclamation / Combined Heat & Power	HVAC & Heat Pumps	Infrared Technology	LED Street Lighting	Premium Efficiency Motors & Drives	PV Energy Systems	Public Lighting	Residential Insulation	Residential Lighting	Shade Tree Program	Smart Metering	Supervisory Control & Data Acquisition	Support For Low-Income Customers	Technical Assistance	Wind Energy Systems	Electric Yard Equipment
AKRON	●	●	●	●	●				●	●	●				●		●	●			●	●	●	●	●			●	
ANDOVER	●				●					●							●					●	●	●	●	●			
ANGELICA	●				●					●					●		●					●	●	●	●	●			
ARCADE	●	●	●	●	●		●	●	●	●	●				●		●		●	●	●	●	●	●	●	●			
BATH	●	●	●		●										●		●					●	●	●	●	●			
BOONVILLE	●	●	●	●	●				●					●	●		●		●	●	●	●	●	●	●	●			
BROCTON	●																					●	●	●	●	●			
CHURCHVILLE	●	●		●	●				●						●		●					●	●	●	●	●			
ENDICOTT	●	●			●				●	●						●		●	●	●	●	●	●	●	●	●			
FAIRPORT	●	●	●	●	●	●			●		●				●	●	●	●	●	●	●	●	●	●	●	●			●
FRANKFORT	●				●										●		●					●	●	●	●	●			
GREENE	●	●		●	●					●					●	●	●	●	●	●	●	●	●	●	●	●			
GROTON	●	●		●	●							●			●		●					●	●	●	●	●			
HAMILTON	●	●	●	●	●		●		●						●	●	●	●	●	●	●	●	●	●	●	●		●	●
HOLLEY	●	●			●	●			●						●	●	●	●	●	●	●	●	●	●	●	●			
ILION																													
LAKE PLACID	●	●	●	●	●	●		●	●	●				●	●	●	●	●	●	●	●	●	●	●	●	●			●
LITTLE VALLEY	●	●	●		●	●	●		●	●					●		●					●	●	●	●	●			
MARATHON	●				●	●											●					●	●	●	●	●			
MAYVILLE	●	●	●		●	●				●					●		●		●	●	●	●	●	●	●	●			
MOHAWK	●				●												●					●	●	●	●	●			●
PENN YAN	●	●	●	●	●		●		●	●					●	●	●	●	●	●	●	●	●	●	●	●			
PHILADELPHIA	●			●	●										●		●					●	●	●	●	●			
PLATTSBURGH	●	●	●	●	●	●			●	●	●		●		●	●	●	●	●	●	●	●	●	●	●	●			●
RICHMONDVILLE	●	●			●										●		●					●	●	●	●	●			
ROUSES POINT	●	●	●	●	●	●	●		●	●					●	●	●	●	●	●	●	●	●	●	●	●			●
SALAMANCA	●	●	●	●	●	●	●	●	●								●					●	●	●	●	●		●	●
SILVER SPRINGS	●	●	●		●												●					●	●	●	●	●			●
SKANEATELES	●	●			●										●		●					●	●	●	●	●			●
SOLVAY	●	●	●	●	●				●	●		●			●	●	●	●	●	●	●	●	●	●	●	●		●	●
SPENCERPORT	●	●	●		●				●					●	●	●	●	●	●	●	●	●	●	●	●	●			●
SPRINGVILLE	●	●	●	●	●	●									●		●					●	●	●	●	●			●
THERESA	●				●																	●	●	●	●	●			
TUPPER LAKE	●	●			●										●	●	●	●	●	●	●	●	●	●	●	●			
WATKINS GLEN	●	●			●	●			●	●					●		●					●	●	●	●	●			●
WELLSVILLE	●	●			●	●			●	●					●	●	●	●	●	●	●	●	●	●	●	●			
WESTFIELD	●	●			●	●			●						●		●					●	●	●	●	●			



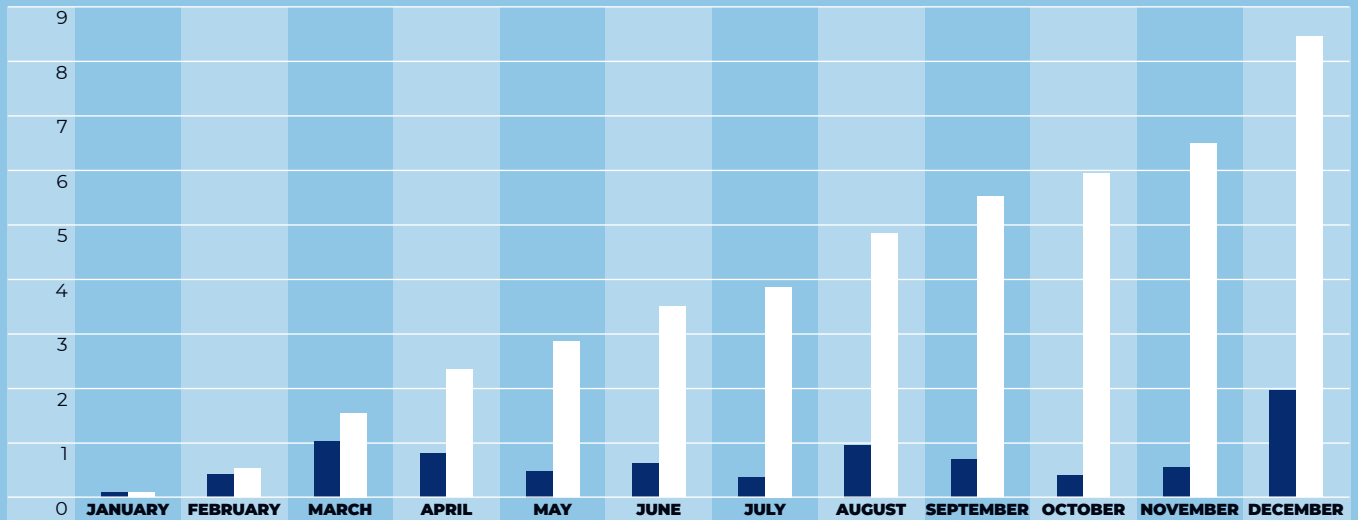
Through efforts made in conjunction with the IEEP since 2001, IEEP member systems have reduced greenhouse gas emissions equivalent to the removal of **38,551** cars from New York roads.



TOTAL ENERGY EFFICIENCY INVESTMENT, 2001-2022: \$44,199,943

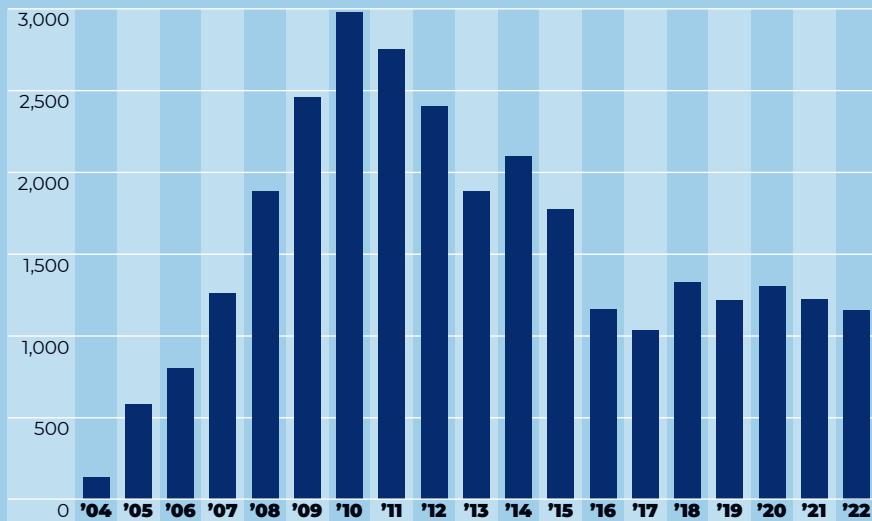
IEEP kWh SAVINGS 2022

(IN \$ MILLIONS) ■ kWh SAVINGS FOR MONTH ■ CUMULATIVE

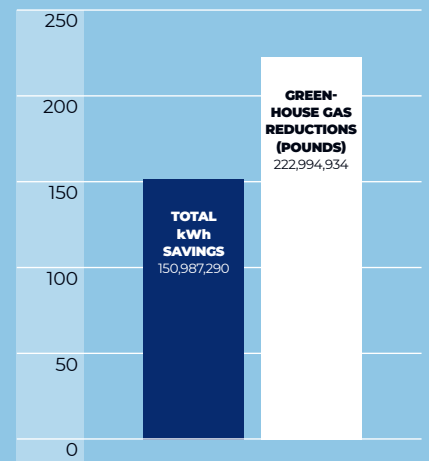


APPLIANCE REBATES

BY YEAR

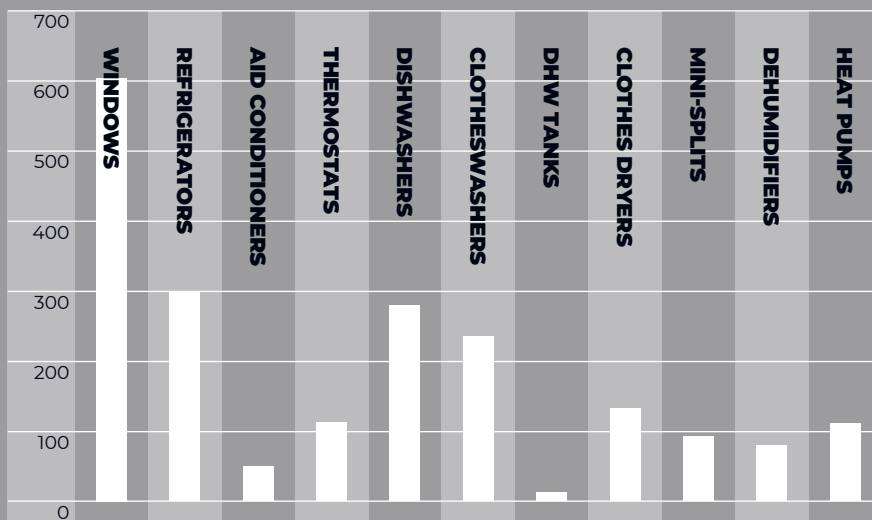


IEEP 2001-2022 ENERGY & ENVIRONMENTAL IMPACT (MILLIONS)



APPLIANCE REBATES 2022

BY TYPE



THE IEEP: PROVIDING ENERGY-EFFICIENT TECHNOLOGY OPTIONS TO MUNICIPAL ELECTRIC SYSTEMS IN NEW YORK STATE.

THE IEEP STATEMENT OF PURPOSE

Helping New York municipal utilities improve the Earth's environment by providing a "tailor-made" energy efficiency program built to the specific needs of each IEEP member utility system.

Providing even the smallest utilities access to a wide array of effective energy efficiency options.

Building on favorable economies of scale made possible by the member systems working together as a single entity, and for the IEEP to function as staff extensions to member utilities in implementing and installing energy efficiency projects.

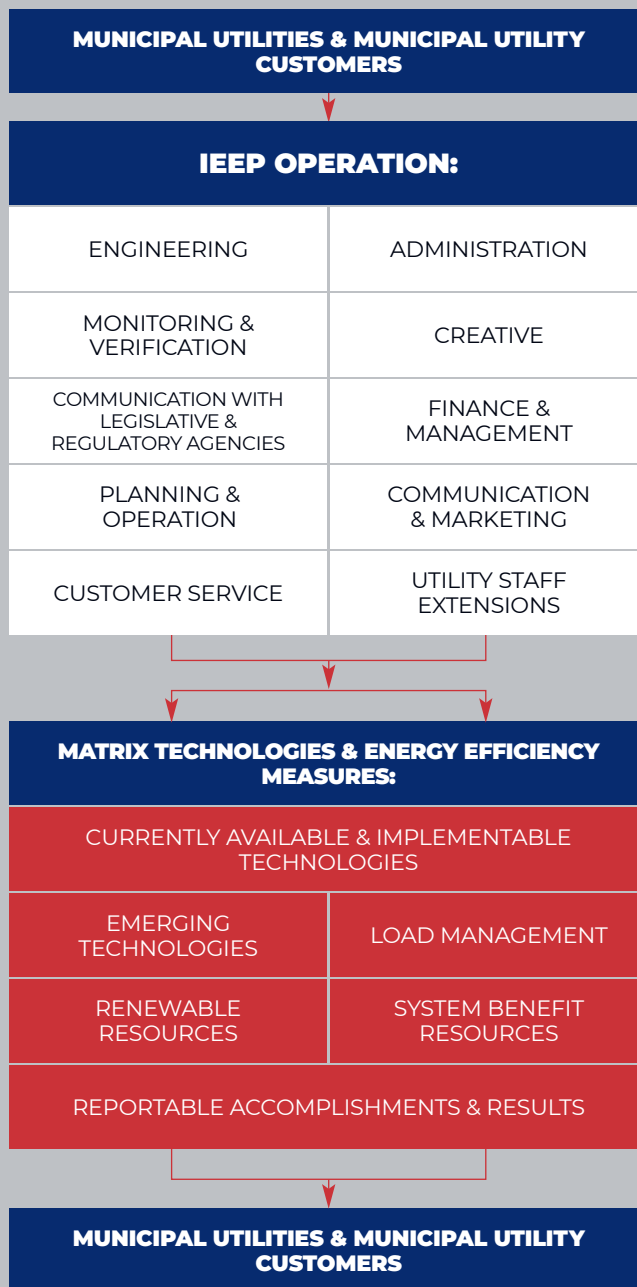
Bringing awareness of evolving energy efficiency technologies to customers of member utilities, and to assist New York municipal utilities to align with Federal, State and local policies and guidelines while focusing on local circumstances.

Spurring economic development which will create and save jobs in New York State.

Educating consumers on making informed decisions in order to make homes more durable, comfortable and energy efficient.


WORKING WITH NEW YORK MUNICIPAL UTILITIES TO CREATE AND DELIVER SMART ENERGY SOLUTIONS!

THE IEEP STANDARD OPERATING MODEL



The IEEP identifies and relies on energy efficiency experts in a variety of specific fields.

MEMBER SYSTEMS



- 1 VILLAGE OF AKRON
- 2 VILLAGE OF ANDOVER
- 3 VILLAGE OF ANGELICA
- 4 VILLAGE OF ARCADE
- 5 VILLAGE OF BATH
- 6 VILLAGE OF BOONVILLE
- 7 VILLAGE OF BROCTON
- 8 VILLAGE OF CHURCHVILLE
- 9 VILLAGE OF ENDICOTT
- 10 VILLAGE OF FAIRPORT
- 11 VILLAGE OF FRANKFORT
- 12 VILLAGE OF GREENE
- 13 VILLAGE OF GROTON
- 14 VILLAGE OF HAMILTON
- 15 VILLAGE OF HOLLEY
- 16 VILLAGE OF ILION
- 17 VILLAGE OF LAKE PLACID
- 18 VILLAGE OF LITTLE VALLEY
- 19 VILLAGE OF MARATHON

- 20 VILLAGE OF MAYVILLE
- 21 VILLAGE OF MOHAWK
- 22 VILLAGE OF PENN YAN
- 23 VILLAGE OF PHILADELPHIA
- 24 CITY OF PLATTSBURGH
- 25 VILLAGE OF RICHMONDVILLE
- 26 VILLAGE OF ROUSES POINT
- 27 CITY OF SALAMANCA
- 28 VILLAGE OF SILVER SPRINGS
- 29 VILLAGE OF SKANEATELES
- 30 VILLAGE OF SOLVAY
- 31 VILLAGE OF SPENCERPORT
- 32 VILLAGE OF SPRINGVILLE
- 33 VILLAGE OF THERESA
- 34 VILLAGE OF TUPPER LAKE
- 35 VILLAGE OF WATKINS GLEN
- 36 VILLAGE OF WELLSVILLE
- 37 VILLAGE OF WESTFIELD



IEEP Charter Member System

TOTAL UTILITY CUSTOMERS:

1,579

Residential: 1,383

Commercial/Industrial: 196

SYSTEM PEAK:

Winter, 11.6 mW

AVG. RESIDENTIAL RATE:

5¢/kWh

PERCENT OF IEEP

FUNDING:

2.64

ESTIMATED ANNUAL

FUNDING:

\$58,000

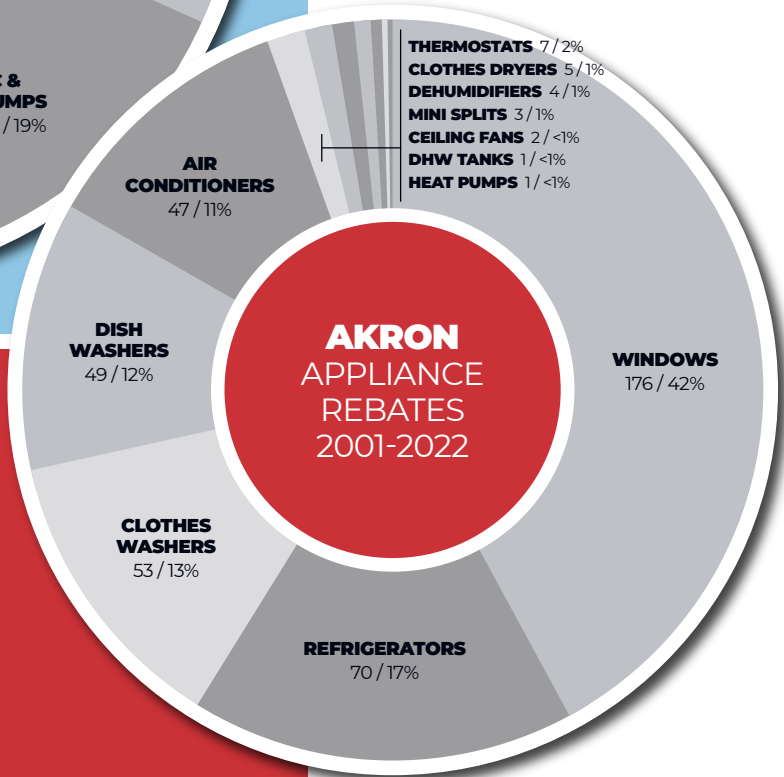

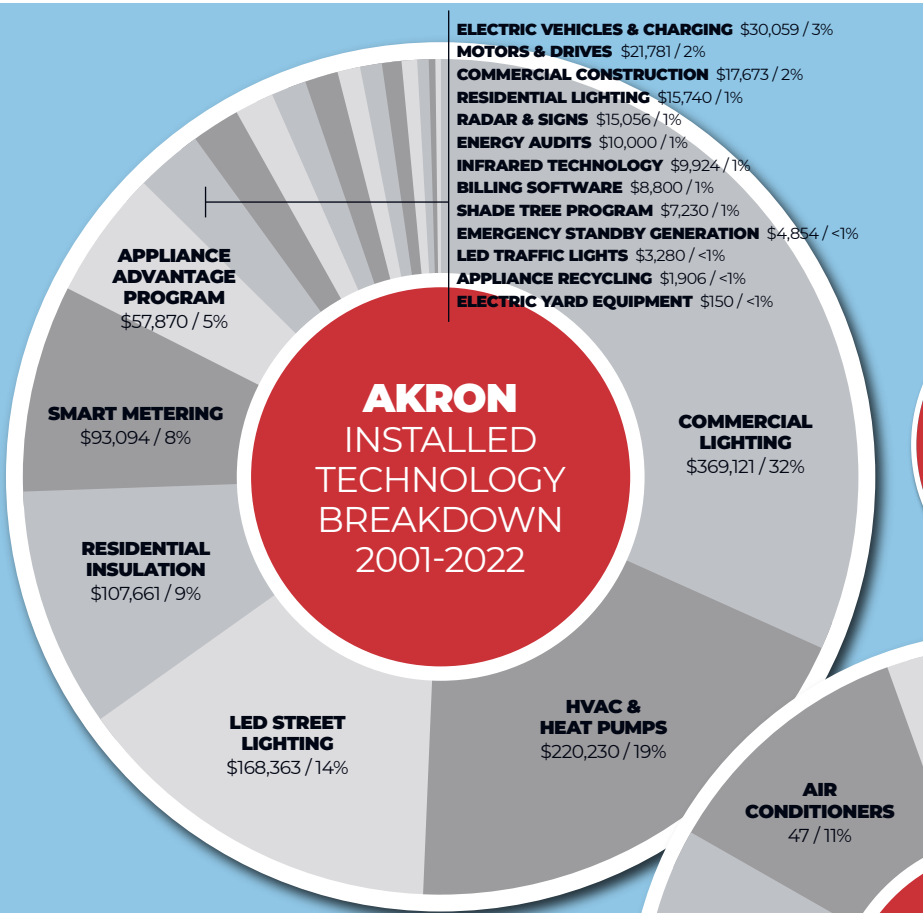
TOTAL INVESTED,

2001-2022:

\$1,162,791

Does not include administrative expenses.





The Village of **AKRON** has reduced greenhouse gas emissions equivalent to the removal of **803** cars from New York roads through efforts made in conjunction with the IEEP since 2001.



**TOTAL UTILITY
CUSTOMERS:
559**

Residential: 489
Commercial/Industrial: 70

**SYSTEM PEAK:
Winter, 2.05 mW**


**AVG. RESIDENTIAL RATE:
4.14¢/kWh**

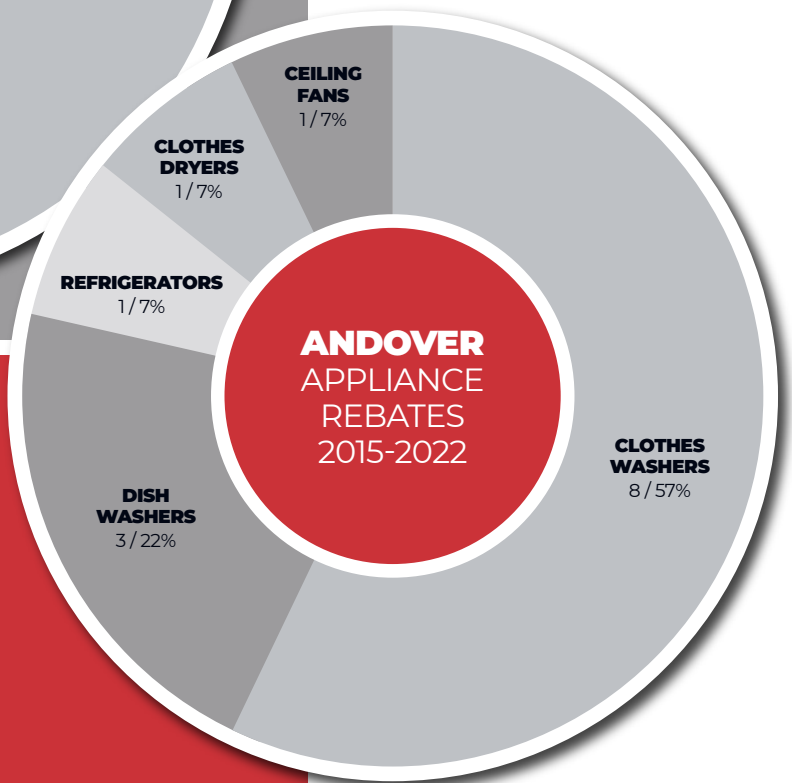
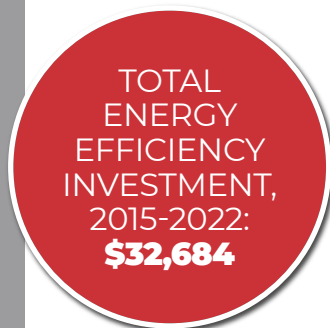
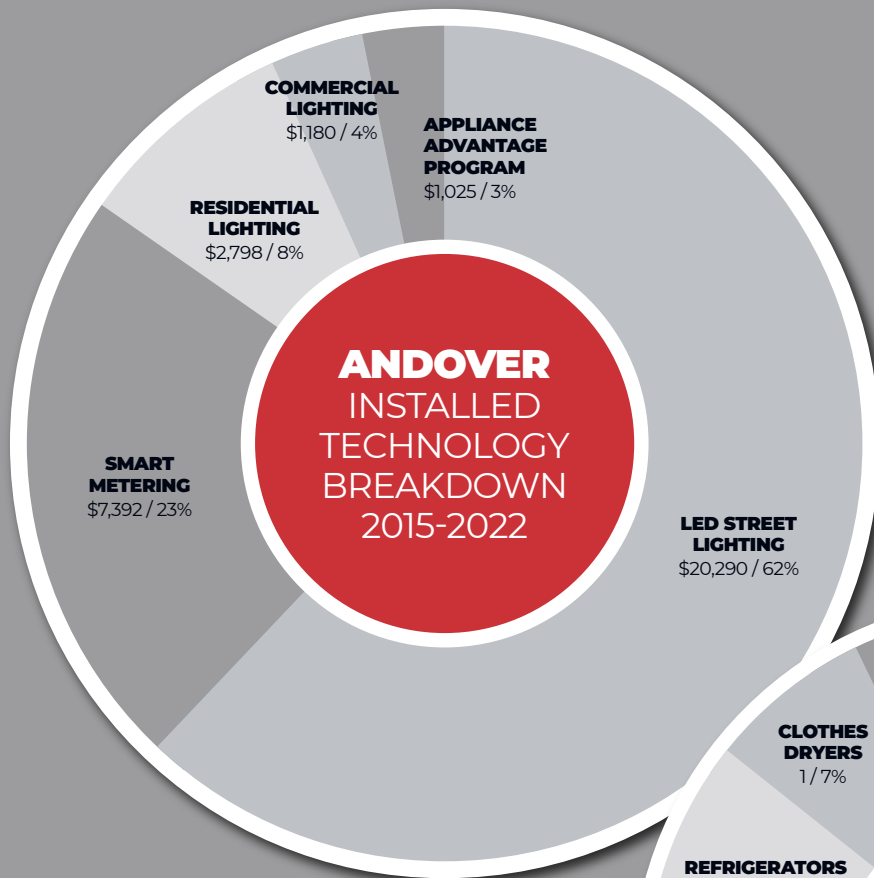
**PERCENT OF IEEP
FUNDING:
0.05**

**ESTIMATED ANNUAL
FUNDING:
\$8,500**

**TOTAL INVESTED,
2015-2022:
\$32,684**

*Does not include administrative
expenses.*





The Village of **ANDOVER** has reduced greenhouse gas emissions equivalent to the removal of **11** cars from New York roads through efforts made in conjunction with the IEEP since 2015.



TOTAL UTILITY CUSTOMERS:

720

Residential: 643

Commercial/Industrial: 77

SYSTEM PEAK:

Winter, 2.6 mW

AVG. RESIDENTIAL RATE:

4.2¢/kWh

PERCENT OF IEEP FUNDING:

.09

ESTIMATED ANNUAL FUNDING:

\$11,000

TOTAL INVESTED, 2016-2022:

\$23,384

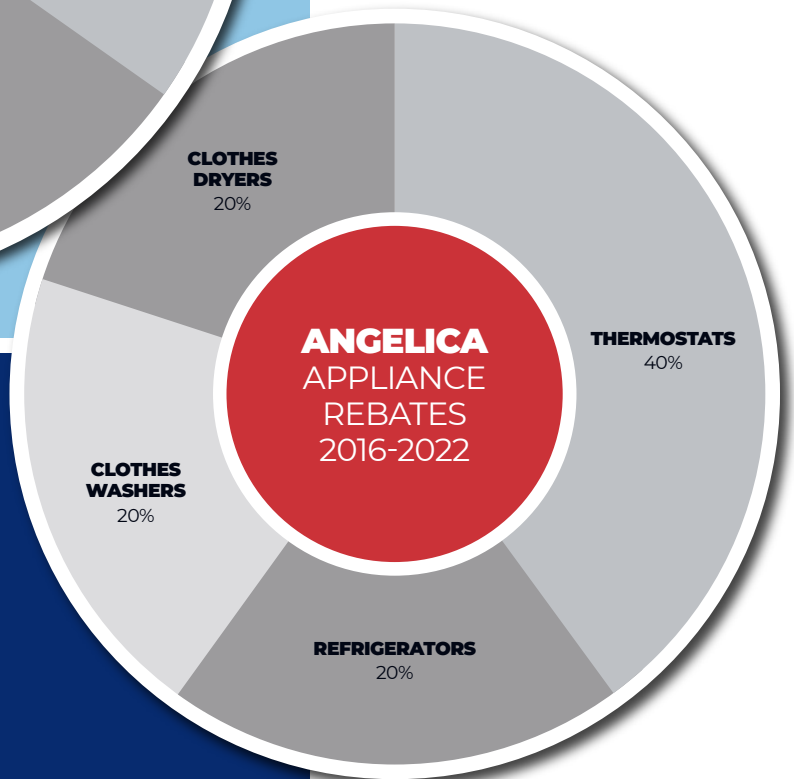
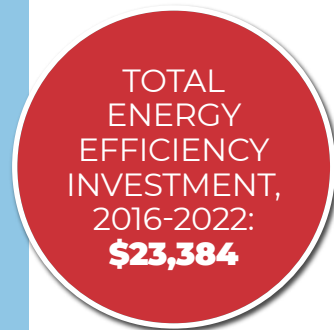
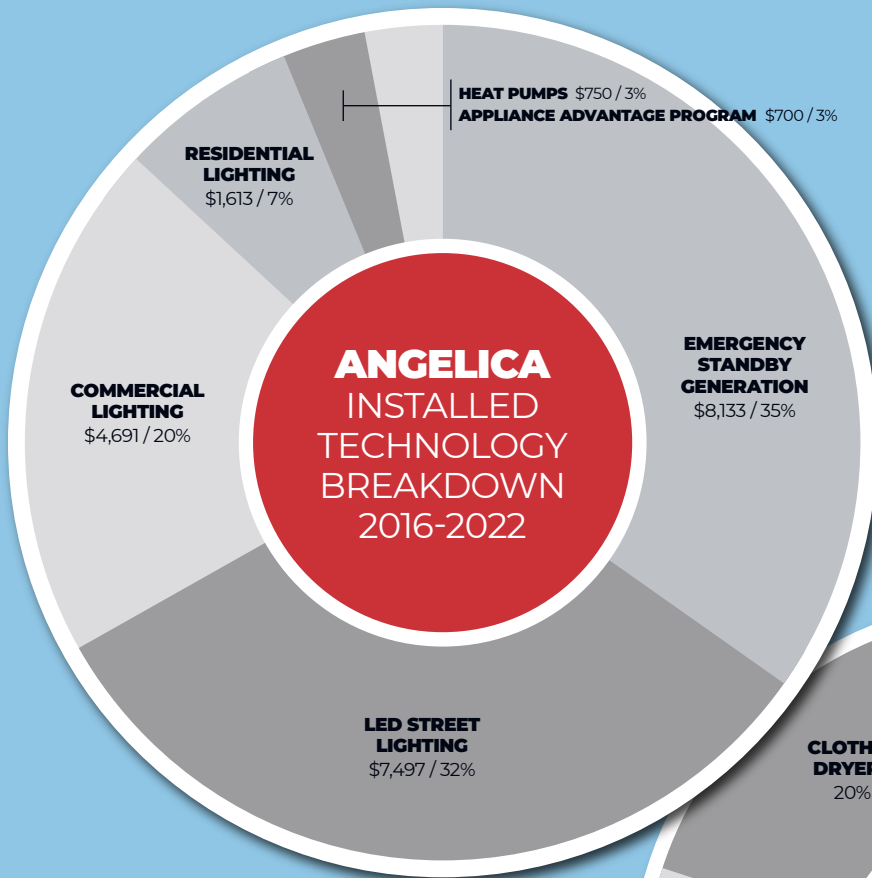
Does not include administrative expenses.



ANGELICA

IEEP Member System since 2016





The Village of **ANGELICA** has reduced greenhouse gas emissions equivalent to the removal of **16** cars from New York roads through efforts made in conjunction with the IEEP since 2016.



TOTAL UTILITY CUSTOMERS:
4,545
 Residential: 3,945
 Commercial/Industrial: 600


SYSTEM PEAK:
 Winter, 38 mW

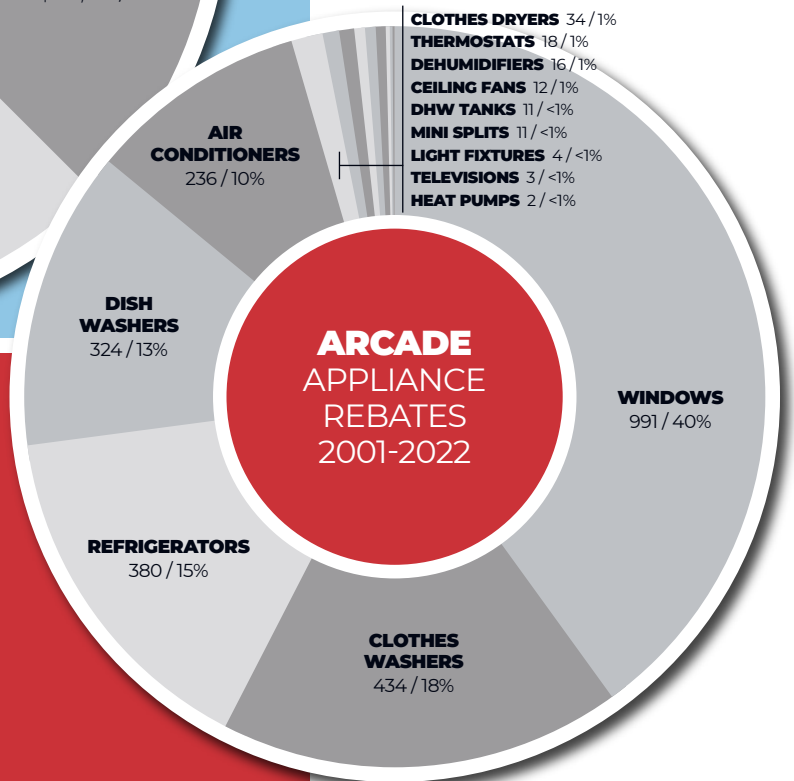
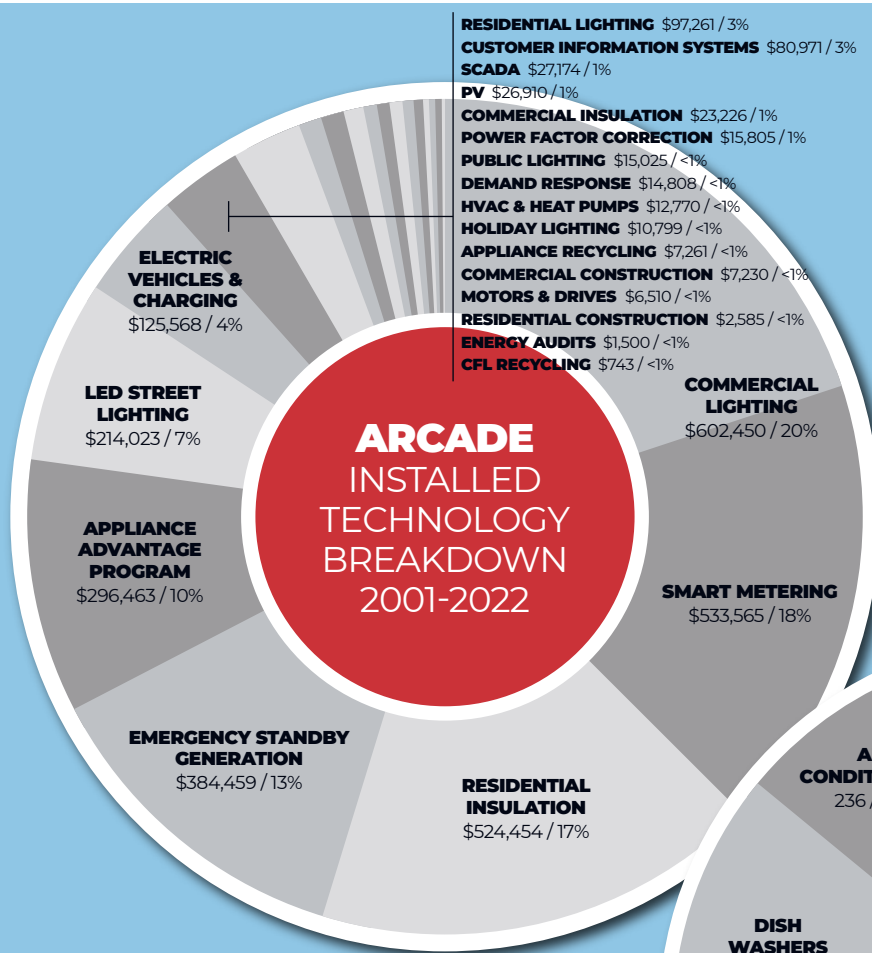
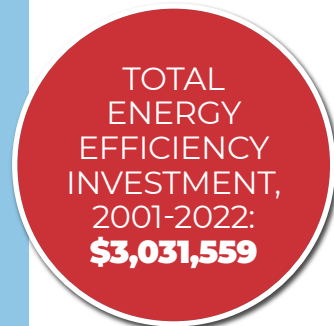
AVG. RESIDENTIAL RATE:
 3.06¢/kWh

PERCENT OF IEEP FUNDING:
 6.3

ESTIMATED ANNUAL FUNDING:
 \$161,000

TOTAL INVESTED, 2001-2022:
 \$3,031,559
Does not include administrative expenses.





The Village of **ARCADÉ** has reduced greenhouse gas emissions equivalent to the removal of **2,165** cars from New York roads through efforts made in conjunction with the IEEP since 2001.



TOTAL UTILITY CUSTOMERS:

4,700

Residential: 4,158

Commercial/Industrial: 542

SYSTEM PEAK:

Winter, 22 mW

AVG. RESIDENTIAL RATE:

5.27¢/kWh

PERCENT OF IEEP

FUNDING:

1.9

ESTIMATED ANNUAL

FUNDING:

\$83,000

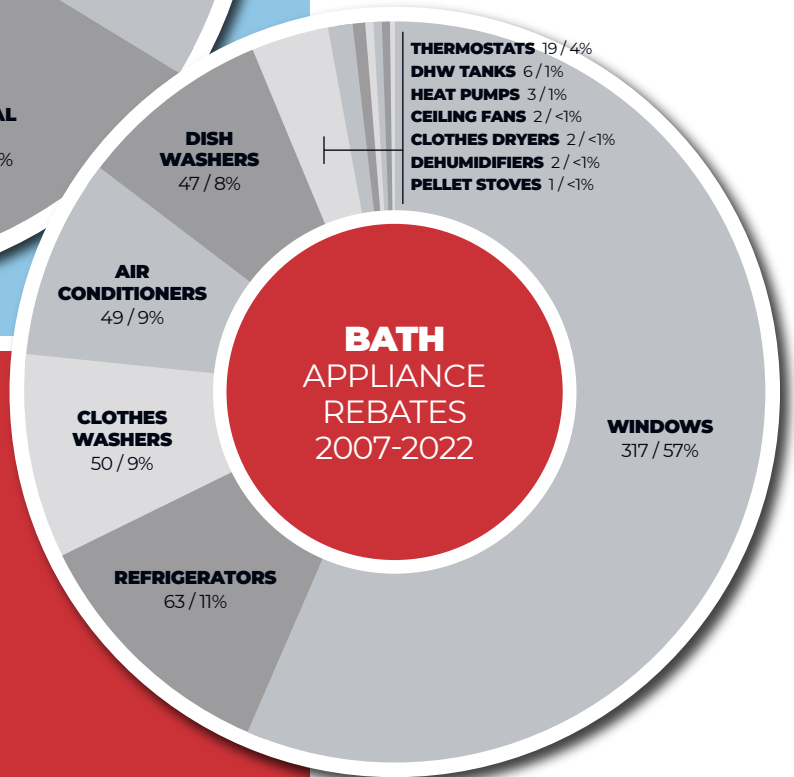
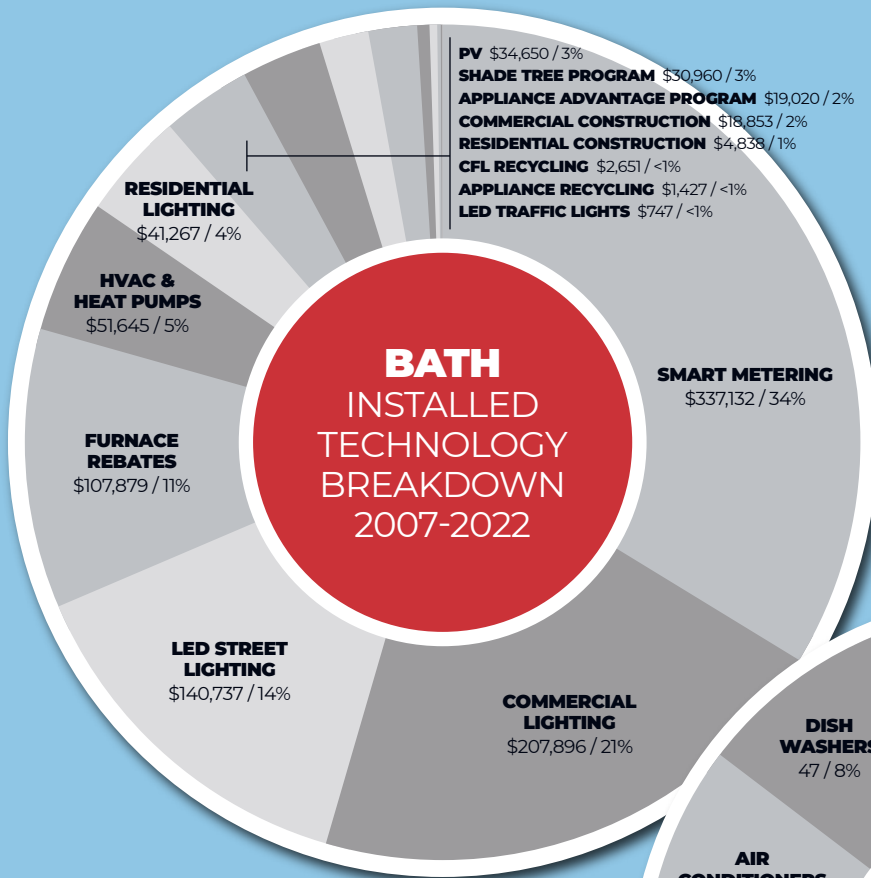
TOTAL INVESTED,

2007-2022:

\$999,704

Does not include administrative expenses.





The Village of **BATH** has reduced greenhouse gas emissions equivalent to the removal of **826** cars from New York roads through efforts made in conjunction with the IEEP since 2007.



TOTAL UTILITY

CUSTOMERS:

3,000

Residential: 2,552

Commercial/Industrial: 448

SYSTEM PEAK:

Winter, 20 mW

AVG. RESIDENTIAL RATE:

4.7¢/kWh

PERCENT OF IEEP

FUNDING:

1.56

ESTIMATED ANNUAL

FUNDING:

\$37,000

TOTAL INVESTED,

2006-2022:

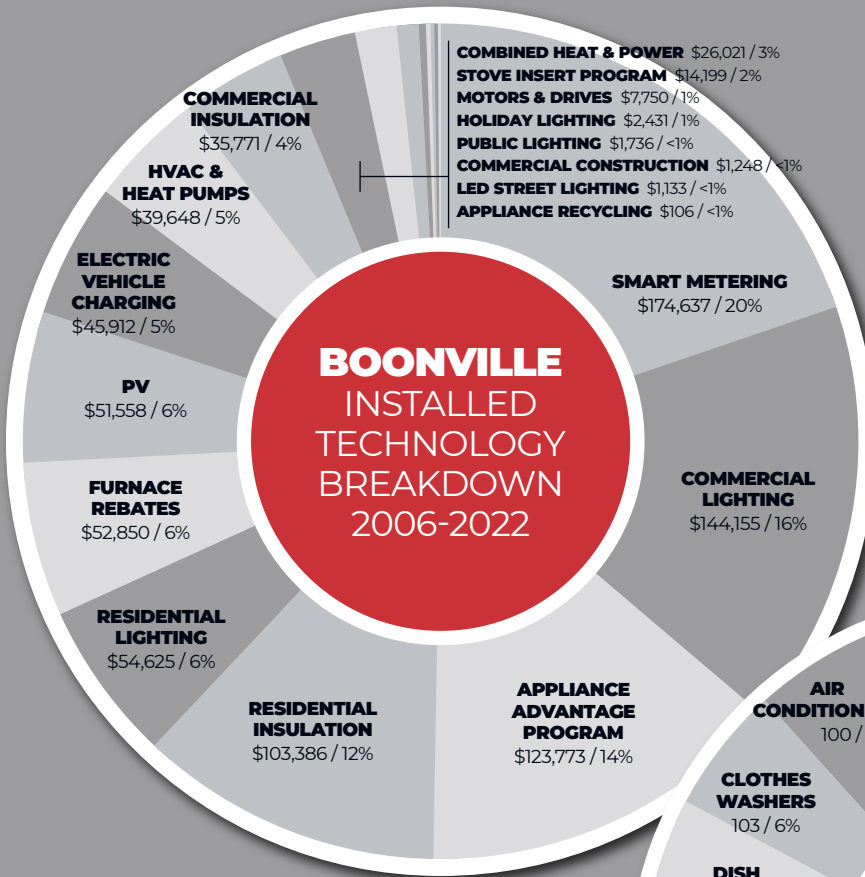
\$880,937

Does not include administrative expenses.

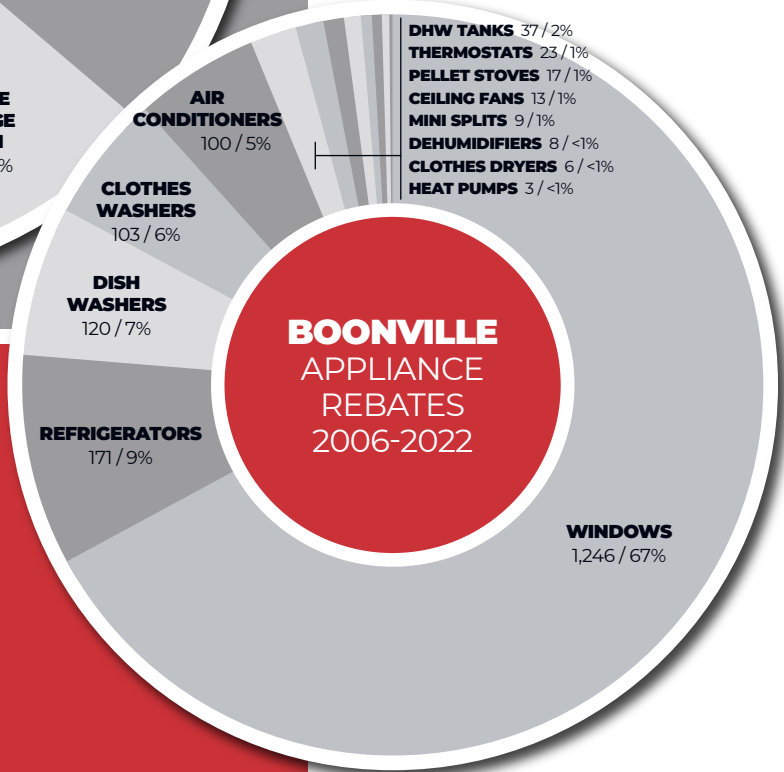




IEEP



TOTAL ENERGY EFFICIENCY INVESTMENT, 2006-2022:
\$880,937



The Village of **BOONVILLE** has reduced greenhouse gas emissions equivalent to the removal of **1,316** cars from New York roads through efforts made in conjunction with the IEEP since 2006.



TOTAL UTILITY CUSTOMERS:

885

Residential: 801

Commercial/Industrial: 84

SYSTEM PEAK:

Winter, 3.2 mW

AVG. RESIDENTIAL RATE:

5.8¢/kWh

PERCENT OF IEEP FUNDING:

.09

ESTIMATED ANNUAL FUNDING:

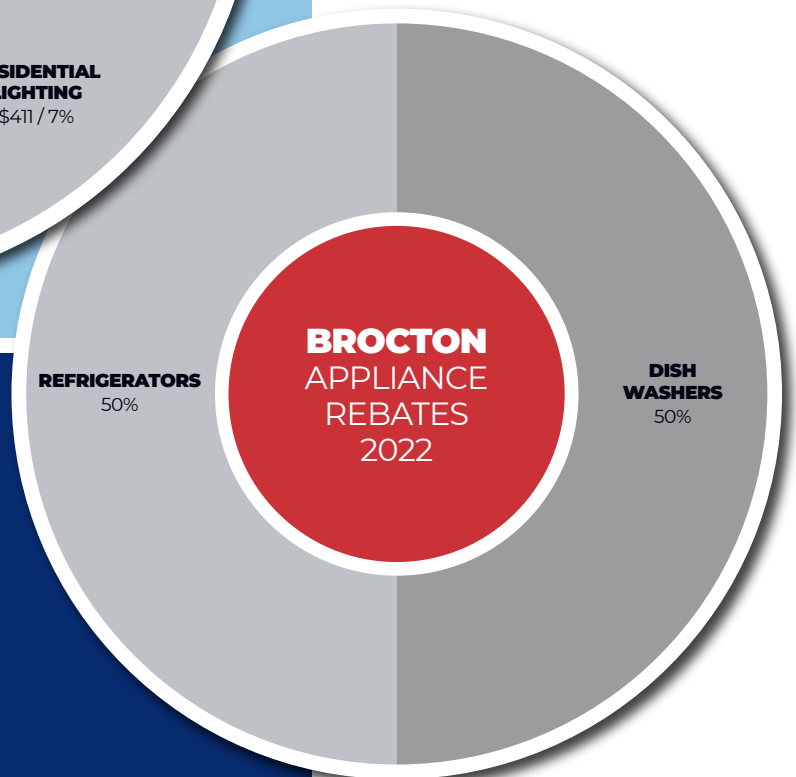
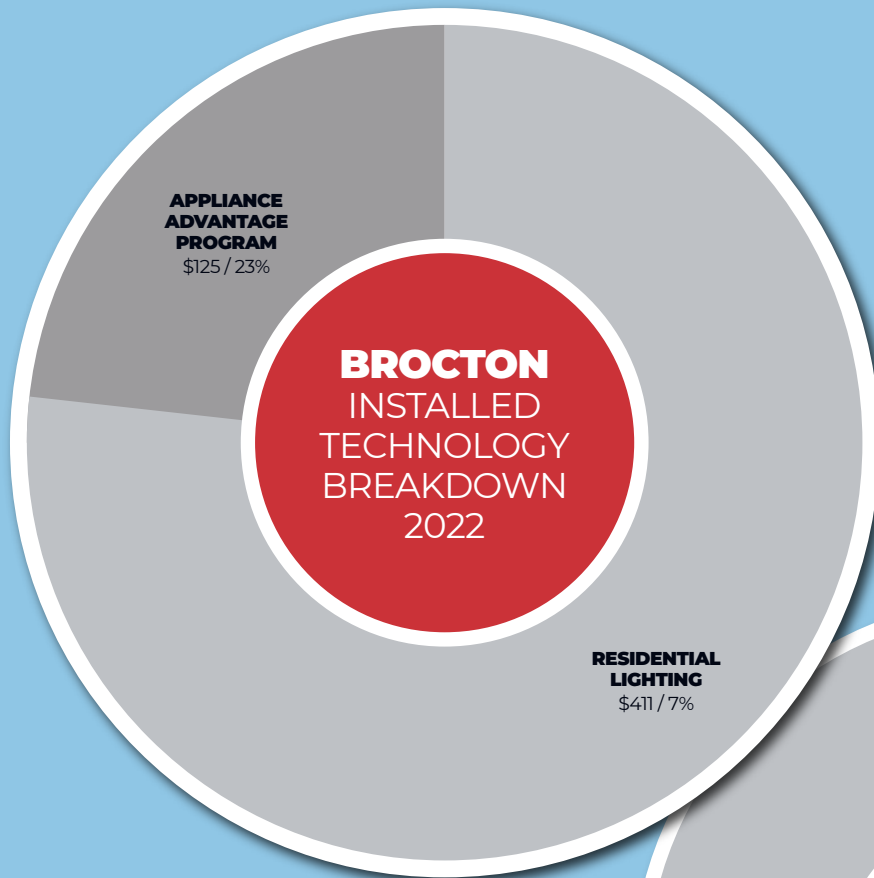
\$15,000

TOTAL INVESTED, 2021-2022:

\$536

Does not include administrative expenses.





The Village of **BROCTON** has reduced greenhouse gas emissions equivalent to the removal of **1** car from New York roads through efforts made in conjunction with the IEEP since 2021.



TOTAL UTILITY CUSTOMERS:

1,139
Residential: 1,039
Commercial/Industrial: 100

SYSTEM PEAK:

Winter, 5 mW

AVG. RESIDENTIAL RATE:

4.58¢/kWh

PERCENT OF IEEP FUNDING:

.57

ESTIMATED ANNUAL FUNDING:

\$20,500



TOTAL INVESTED, 2005-2022:

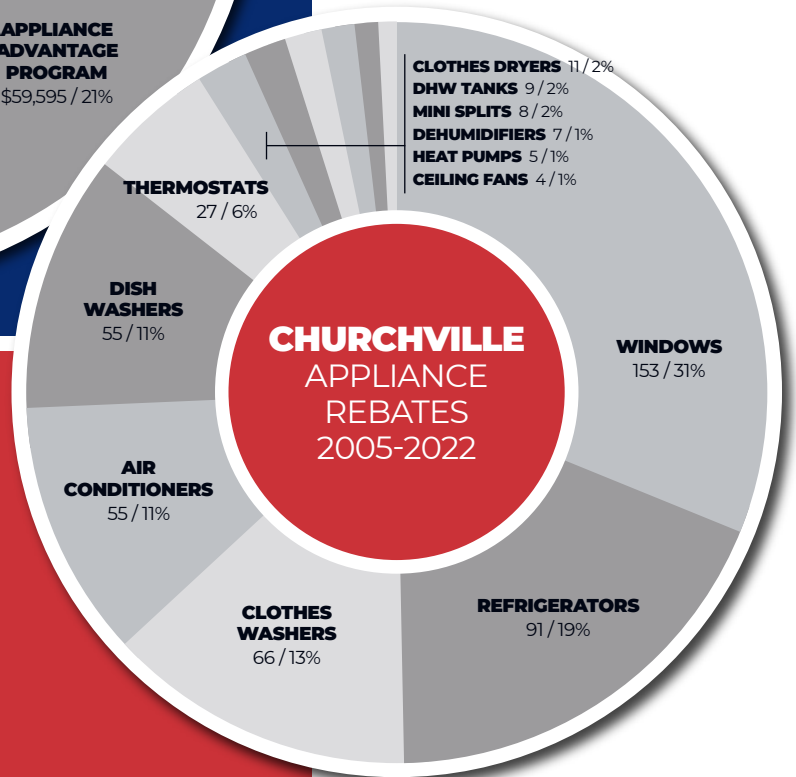
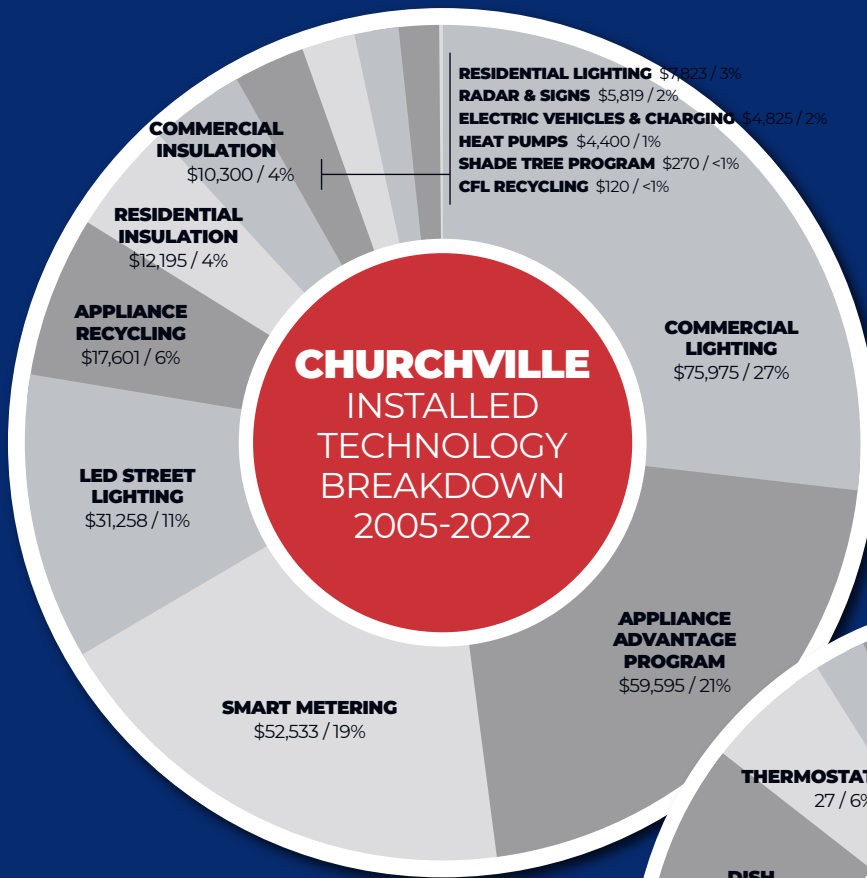
\$282,715

Does not include administrative expenses.


CHURCHVILLE

IEEP Member System since 2005





The Village of **CHURCHVILLE** has reduced greenhouse gas emissions equivalent to the removal of **397** cars from New York roads through efforts made in conjunction with the IEEP since 2005.



TOTAL UTILITY CUSTOMERS:

3,253

Residential: 2,833

Commercial/Industrial: 420

SYSTEM PEAK:

Winter, 11.7 mW

AVG. RESIDENTIAL RATE:

4¢/kWh

PERCENT OF IEEP FUNDING:

1.35


ESTIMATED ANNUAL FUNDING:

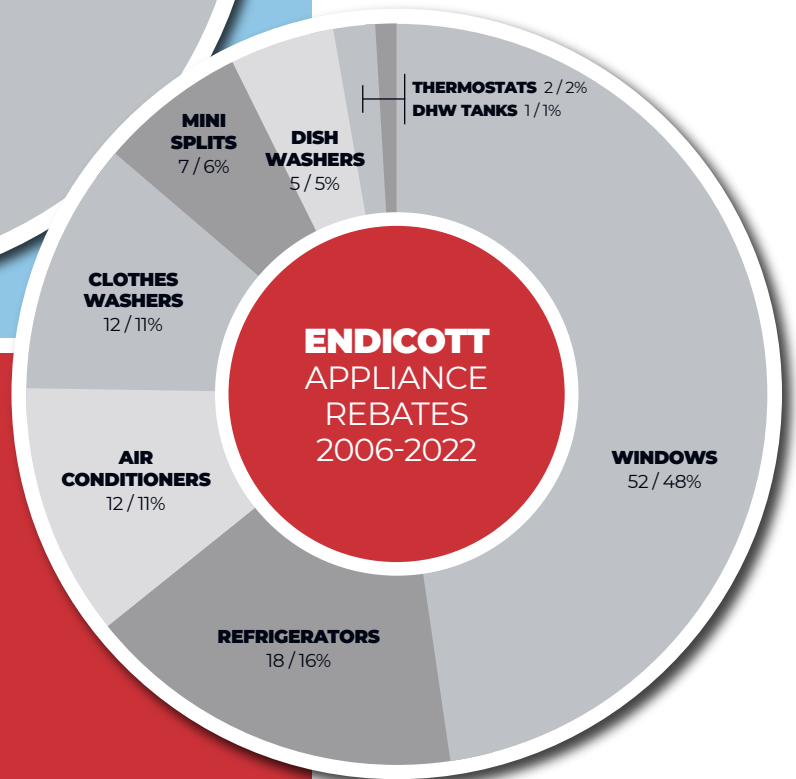
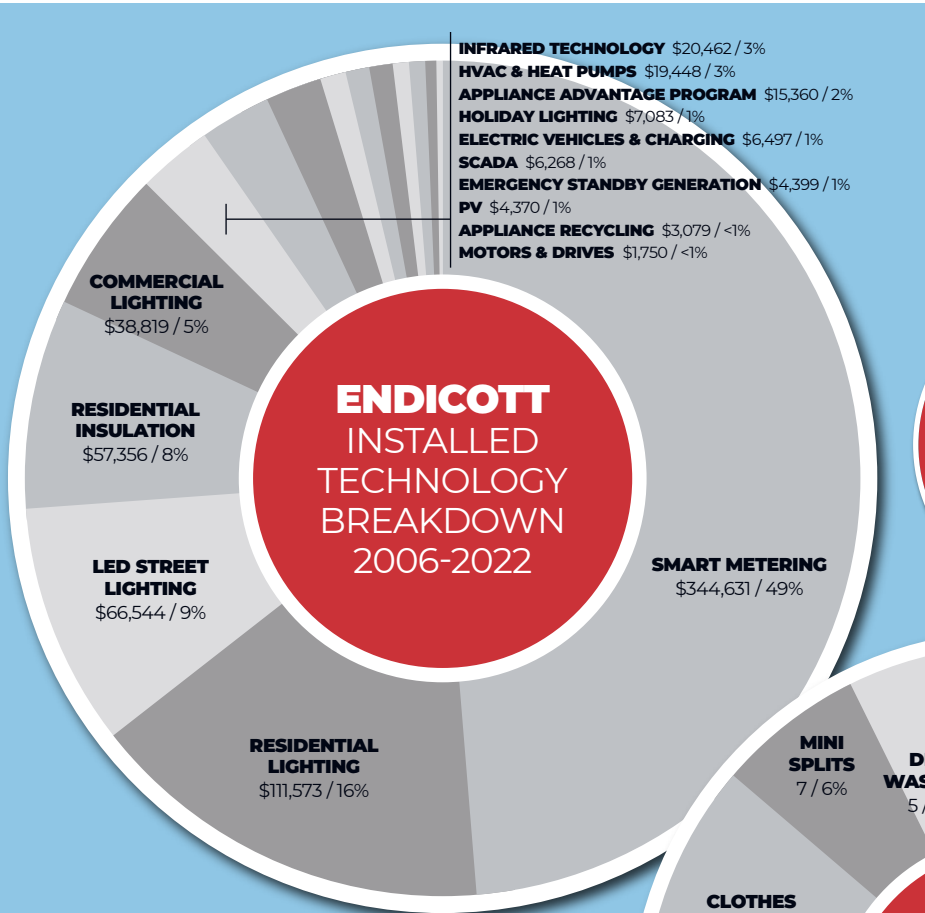


\$39,000

TOTAL INVESTED, 2006-2022:

\$707,639

Does not include administrative expenses.





The Village of **ENDICOTT** has reduced greenhouse gas emissions equivalent to the removal of **834** cars from New York roads through efforts made in conjunction with the IEEP since 2006.



TOTAL UTILITY CUSTOMERS:

16,517

Residential: 15,204

Commercial/Industrial: 1,313

SYSTEM PEAK:

Winter, 109 mW

AVG. RESIDENTIAL RATE:

3.5¢/kWh

PERCENT OF IEEP FUNDING:

9.21

ESTIMATED ANNUAL FUNDING:

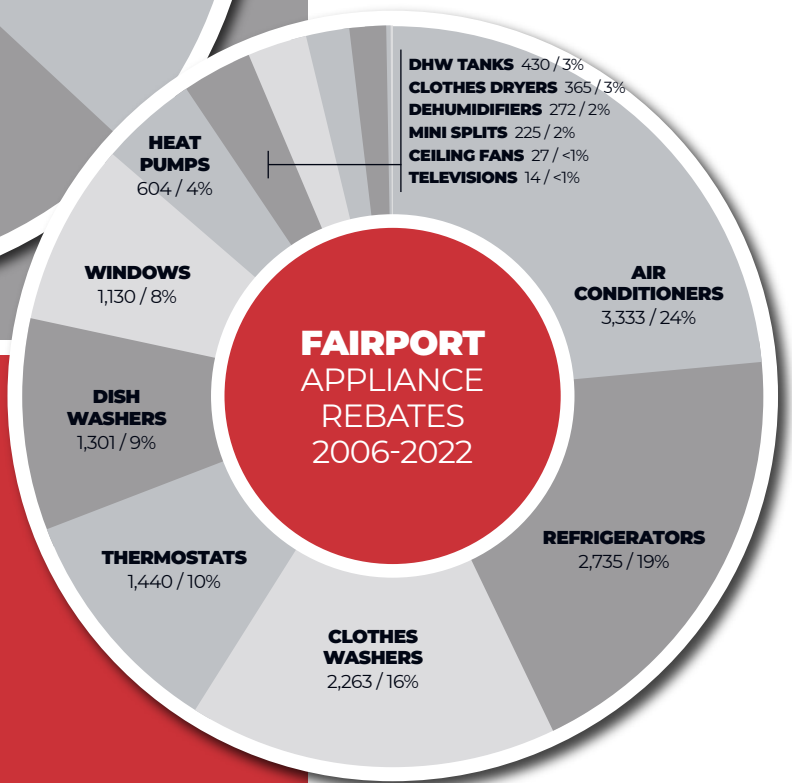
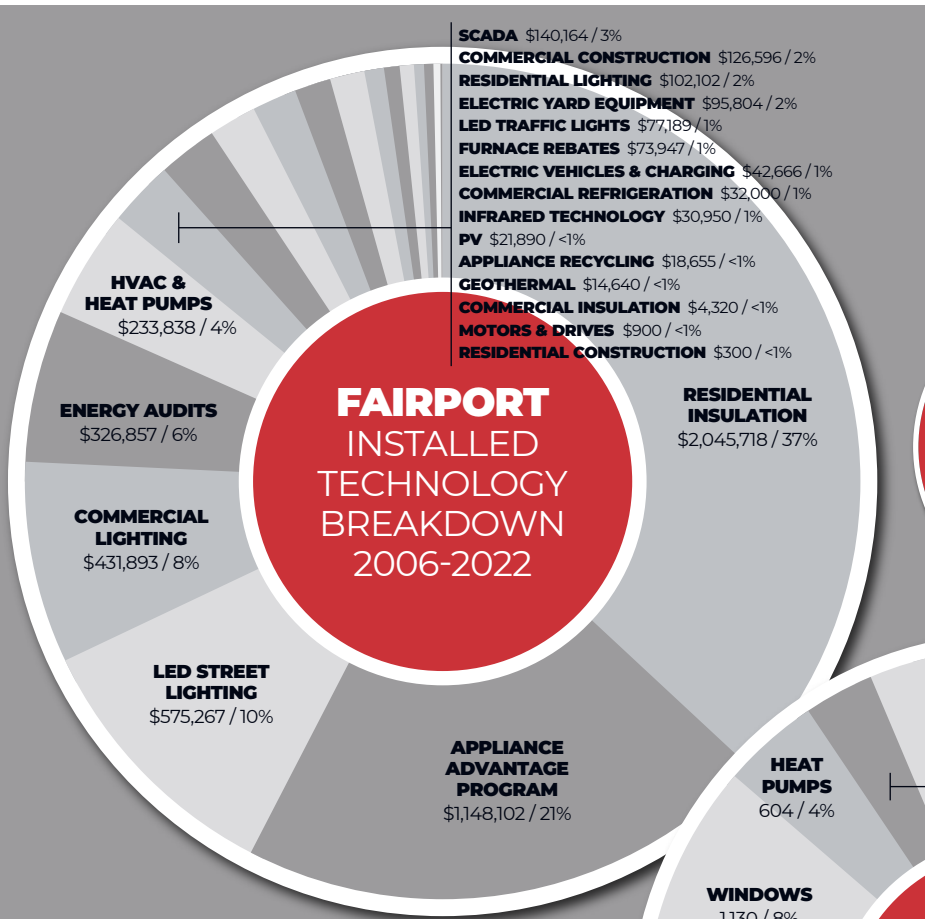
\$444,000

TOTAL INVESTED, 2006-2022:

\$5,543,798

Does not include administrative expenses.





The Village of **FAIRPORT** has reduced greenhouse gas emissions equivalent to the removal of **6,382** cars from New York roads through efforts made in conjunction with the IEEP since 2006.



TOTAL UTILITY CUSTOMERS:

1,693

Residential: 1,500

Commercial/Industrial: 193

SYSTEM PEAK:

Winter, 6.3 mW

AVG. RESIDENTIAL RATE:

4.11¢/kWh

PERCENT OF IEEP FUNDING:

1.0

ESTIMATED ANNUAL FUNDING:

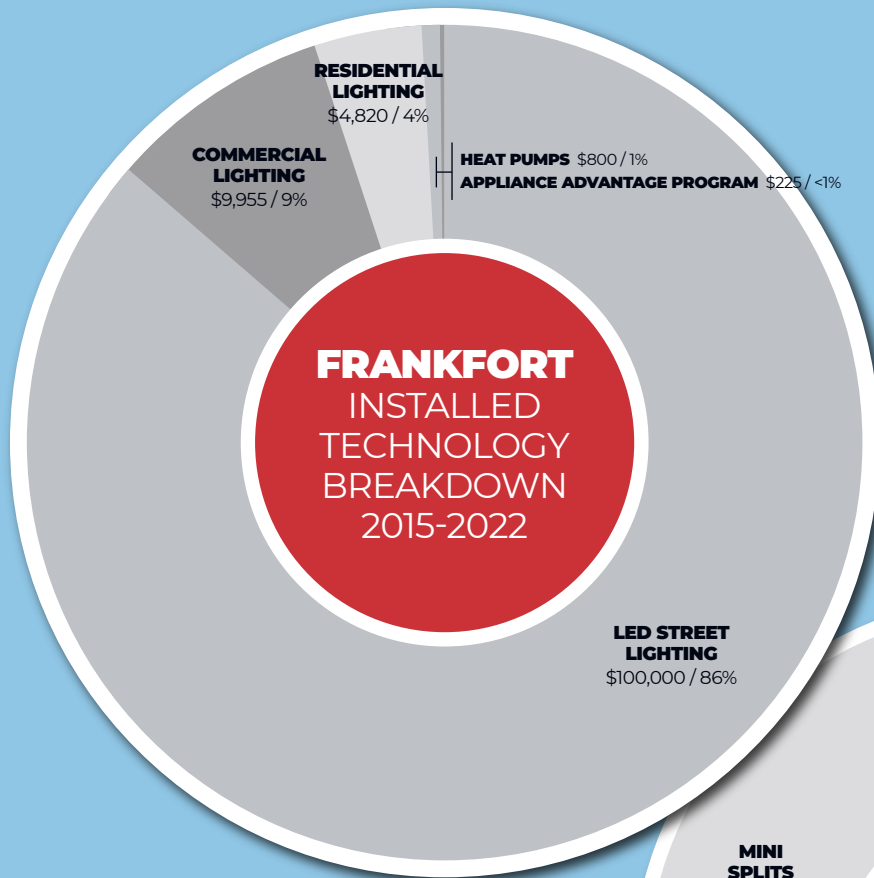
\$24,000

TOTAL INVESTED, 2015-2022:


\$115,800

Does not include administrative expenses.





TOTAL ENERGY EFFICIENCY INVESTMENT, 2015-2022:
\$115,800



The Village of **FRANKFORT** has reduced greenhouse gas emissions equivalent to the removal of **45** cars from New York roads through efforts made in conjunction with the IEEP since 2015.



TOTAL UTILITY CUSTOMERS:
1,250
 Residential: 1,096
 Commercial/Industrial: 154



SYSTEM PEAK:
 Winter, 9.3 mW

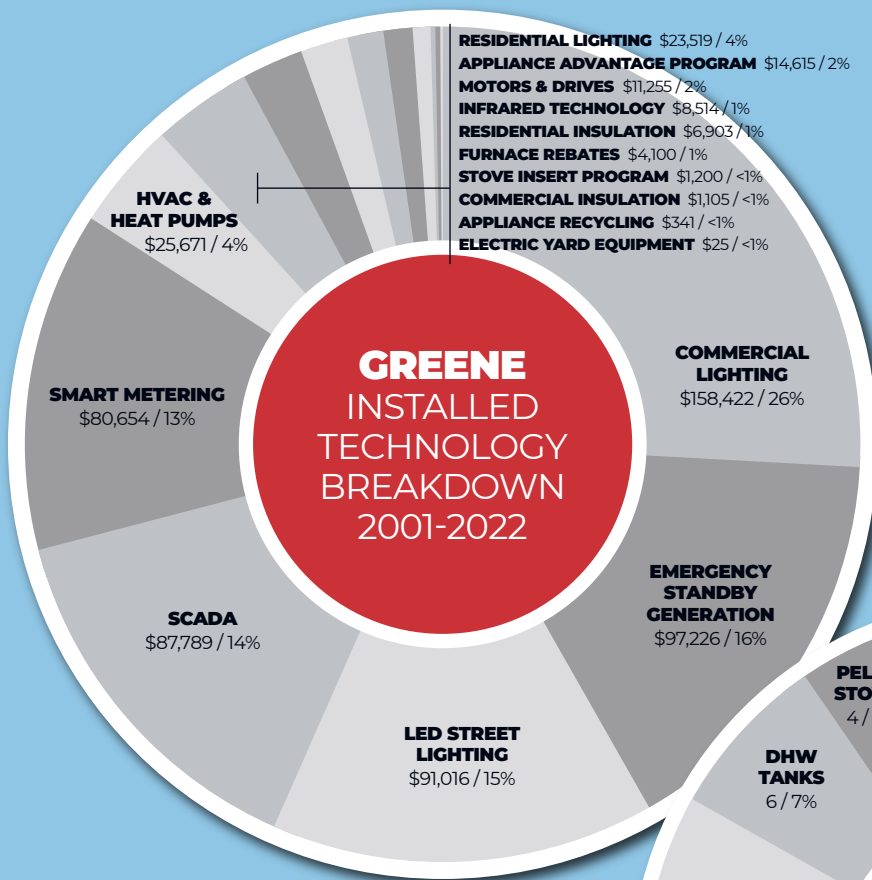
AVG. RESIDENTIAL RATE:
 4.4¢/kWh

PERCENT OF IEEP FUNDING:
 1.5

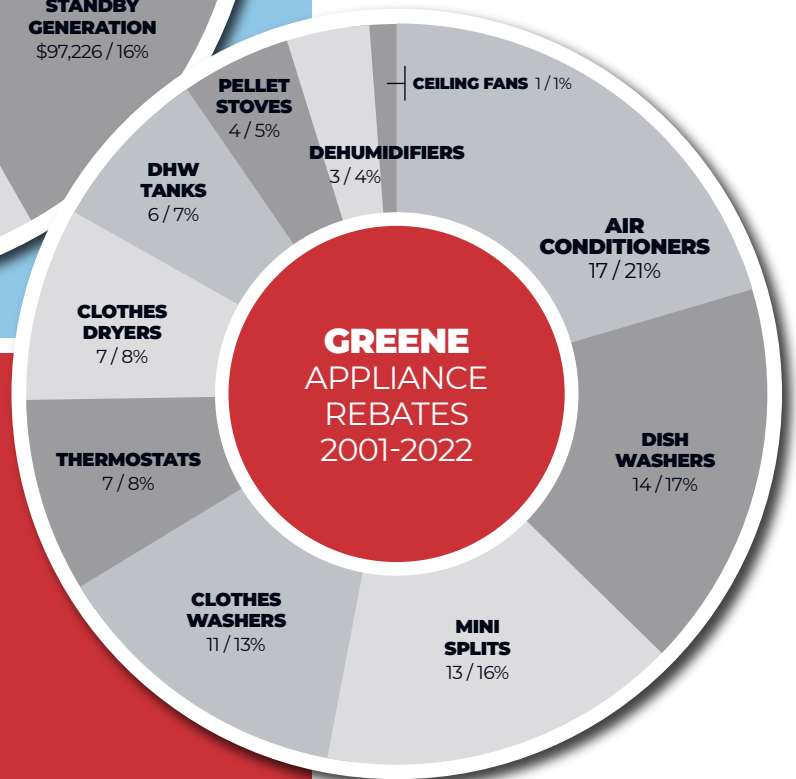
ESTIMATED ANNUAL FUNDING:
 \$35,000

TOTAL INVESTED, 2001-2022:
 \$612,356
Does not include administrative expenses.





TOTAL ENERGY EFFICIENCY INVESTMENT, 2001-2022: \$612,356



The Village of **GREENE** has reduced greenhouse gas emissions equivalent to the removal of **395** cars from New York roads through efforts made in conjunction with the IEEP since 2001.



TOTAL UTILITY CUSTOMERS:

1,119
 Residential: 920
 Commercial/Industrial: 199

SYSTEM PEAK:

Winter, 7 mW

AVG. RESIDENTIAL RATE:

4¢/kWh

PERCENT OF IEEP FUNDING:

.33

ESTIMATED ANNUAL FUNDING:


\$23,000

TOTAL INVESTED, 2007-2022:

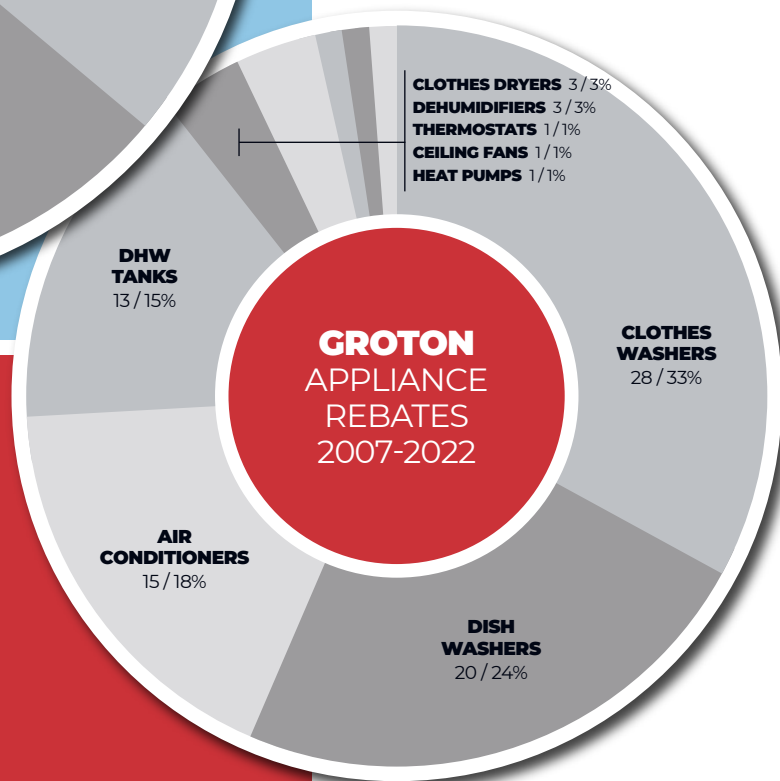
\$230,018

Does not include administrative expenses.





TOTAL ENERGY EFFICIENCY INVESTMENT, 2007-2022:
\$230,018



The Village of **GROTON** has reduced greenhouse gas emissions equivalent to the removal of **304** cars from New York roads through efforts made in conjunction with the IEEP since 2007.



TOTAL UTILITY CUSTOMERS:
1,528
Residential: 1,247
Commercial/Industrial: 281

SYSTEM PEAK:
Winter, 14.5 mW

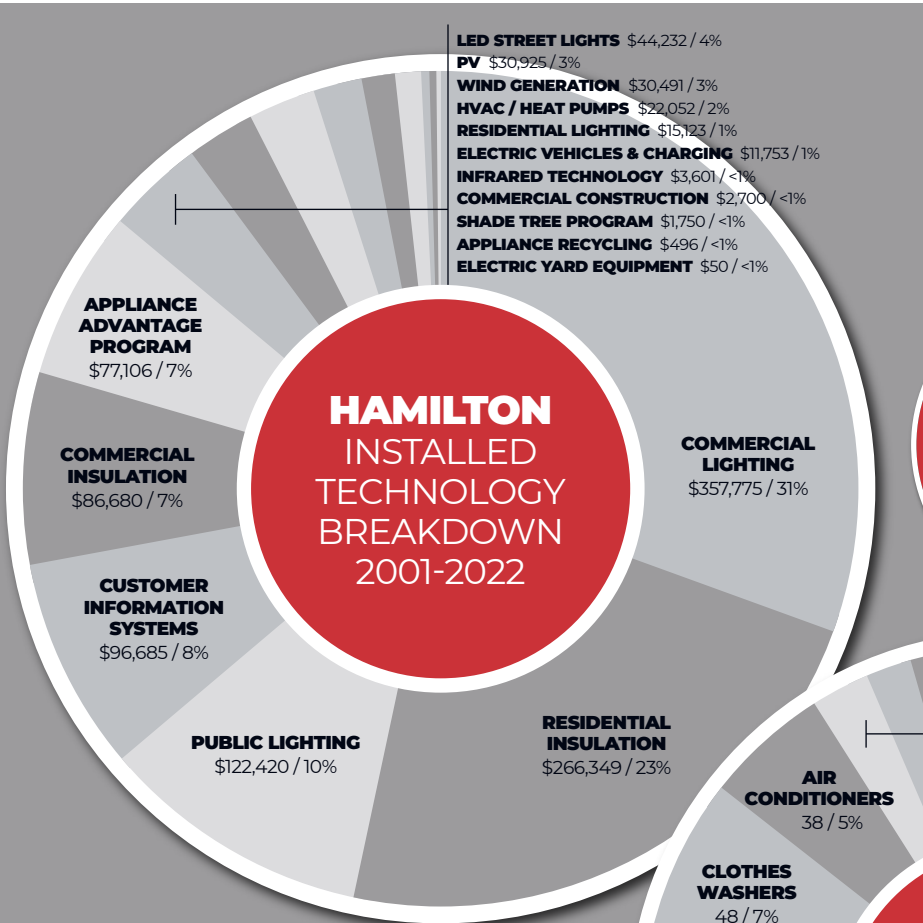
AVG. RESIDENTIAL RATE:
3.74¢/kWh

PERCENT OF IEEP FUNDING:
2.74

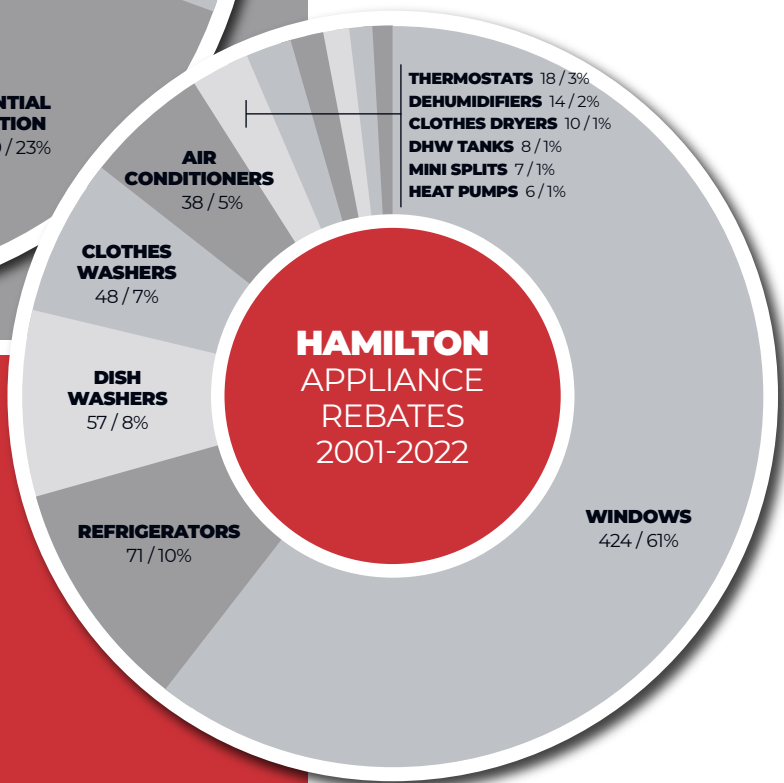
ESTIMATED ANNUAL FUNDING:
\$55,000

TOTAL INVESTED, 2001-2022:
\$1,170,188
Does not include administrative expenses.





TOTAL ENERGY EFFICIENCY INVESTMENT, 2001-2022:
\$1,170,188



The Village of **HAMILTON** has reduced greenhouse gas emissions equivalent to the removal of **969** cars from New York roads through efforts made in conjunction with the IEEP since 2001.



TOTAL UTILITY CUSTOMERS:

1,008

Residential: 822

Commercial/Industrial: 186

SYSTEM PEAK:

Winter, 5.76 mW

AVG. RESIDENTIAL RATE:

6¢/kWh

PERCENT OF IEEP FUNDING:

.48

ESTIMATED ANNUAL FUNDING:

\$31,500

TOTAL INVESTED, 2010-2022:


\$259,914

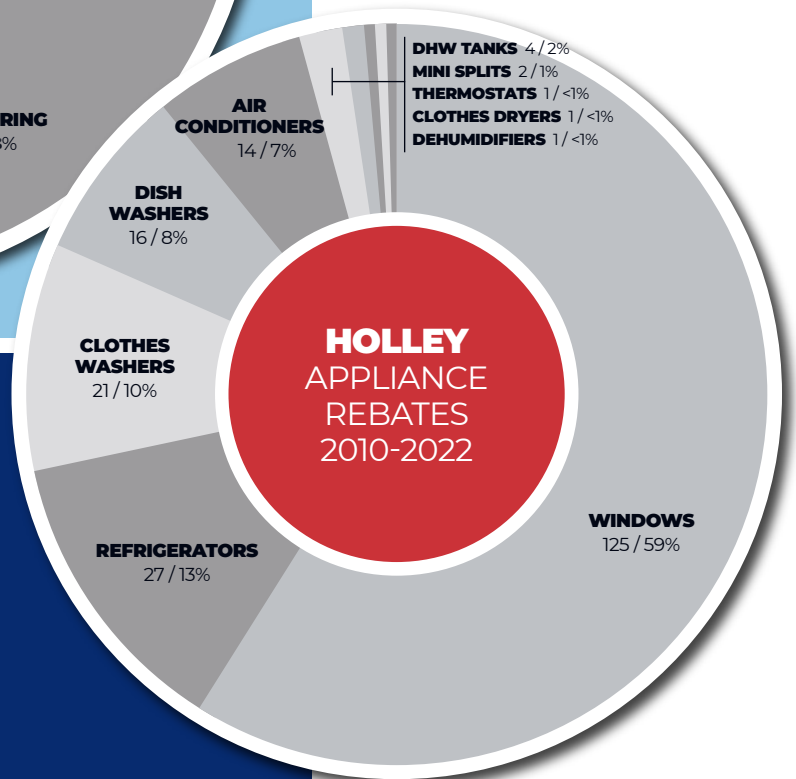
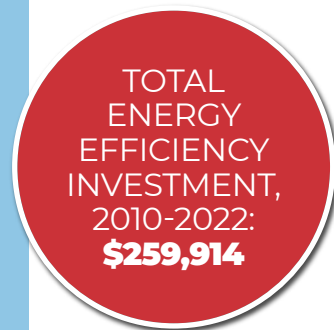
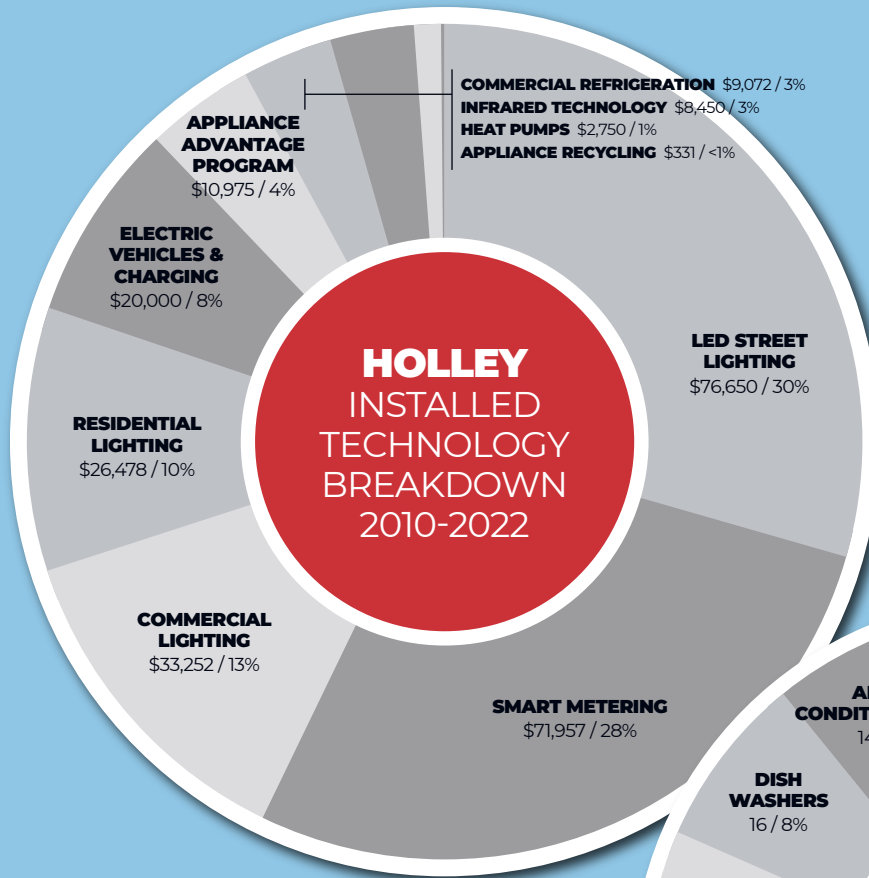
Does not include administrative expenses.




HOLLEY

IEEP Member System since 2010





The Village of **HOLLEY** has reduced greenhouse gas emissions equivalent to the removal of **394** cars from New York roads through efforts made in conjunction with the IEEP since 2010.



TOTAL UTILITY CUSTOMERS:

4,700

Residential: 3,878

Commercial/Industrial: 822

SYSTEM PEAK:

Winter, 38 mW

AVG. RESIDENTIAL RATE:

4.5¢/kWh

PERCENT OF IEEP FUNDING:

6.23

ESTIMATED ANNUAL FUNDING:

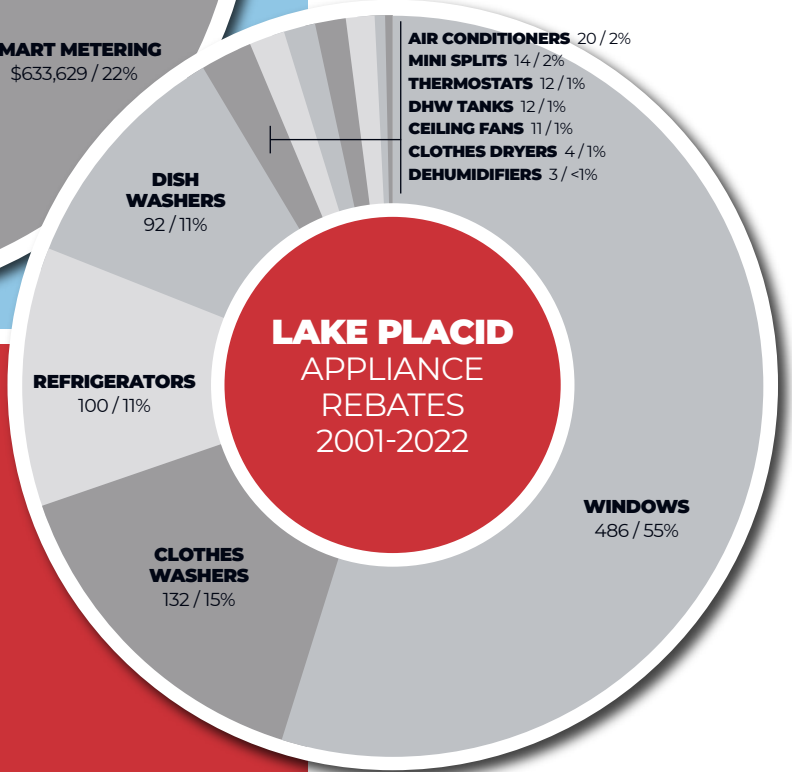
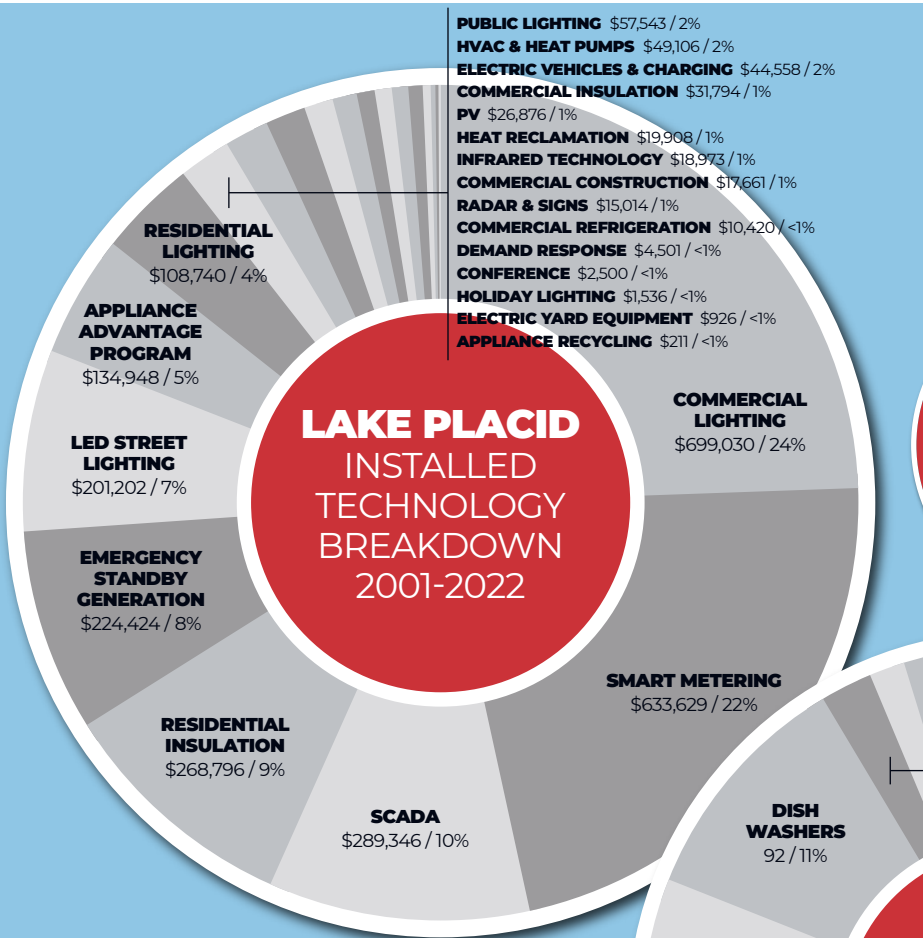
\$115,000

TOTAL INVESTED, 2001-2022:

\$2,861,642

Does not include administrative expenses.





The Village of **LAKE PLACID** has reduced greenhouse gas emissions equivalent to the removal of **1,733** cars from New York roads through efforts made in conjunction with the IEEP since 2001.



TOTAL UTILITY CUSTOMERS:

1,234

Residential: 1,116

Commercial/Industrial: 118

SYSTEM PEAK:

Winter, 5.5 mW

AVG. RESIDENTIAL RATE:

3.4¢/kWh

PERCENT OF IEEP FUNDING:

1.1

ESTIMATED ANNUAL FUNDING:

\$24,000

TOTAL INVESTED, 2001-2022:

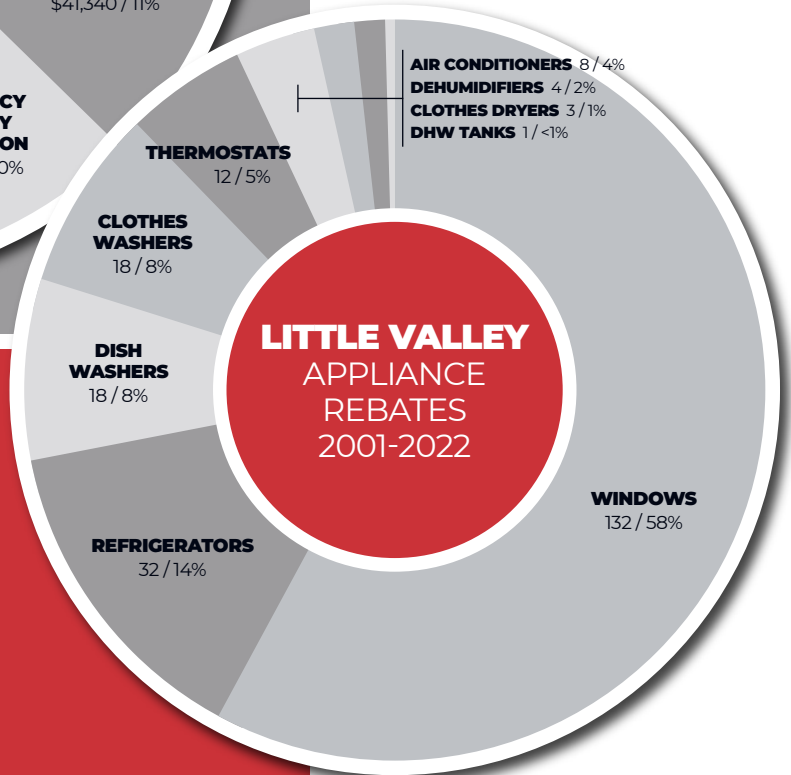
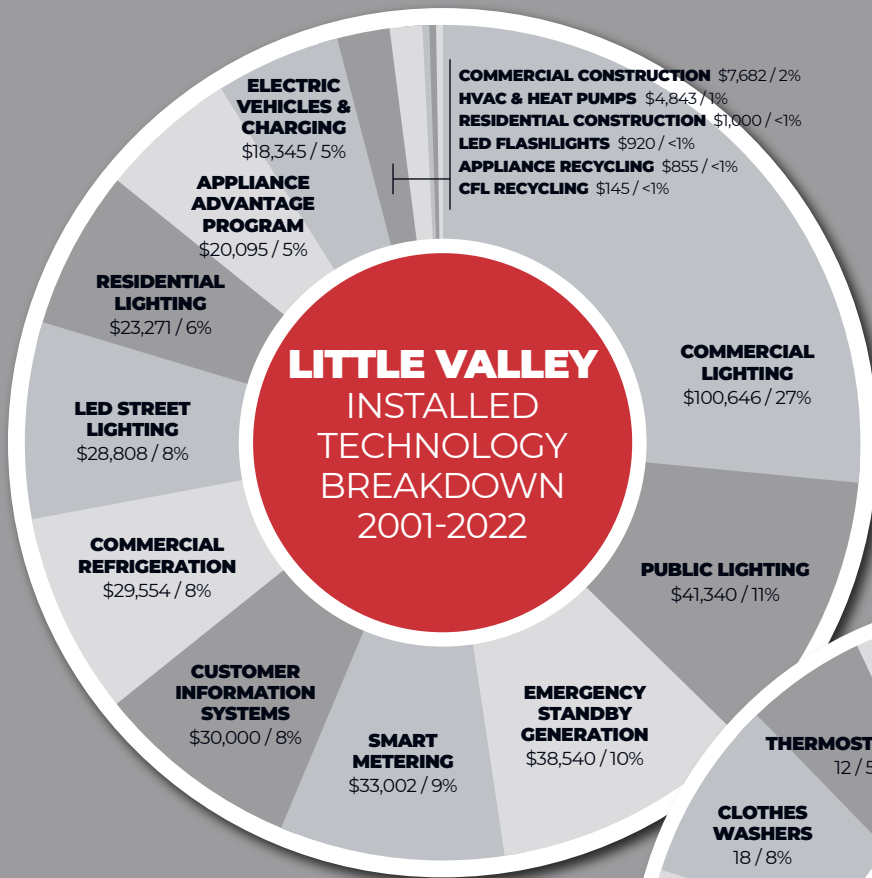

\$379,037

Does not include administrative expenses.

LITTLE VALLEY IEEP

IEEP Charter Member System





The Village of **LITTLE VALLEY** has reduced greenhouse gas emissions equivalent to the removal of **324** cars from New York roads through efforts made in conjunction with the IEEP since 2001.



TOTAL UTILITY CUSTOMERS:

928

Residential: 759

Commercial/Industrial: 169

SYSTEM PEAK:

Winter, 5.5 mW

AVG. RESIDENTIAL RATE:

5.8¢/kWh

PERCENT OF IEEP FUNDING:

0.01

ESTIMATED ANNUAL FUNDING:

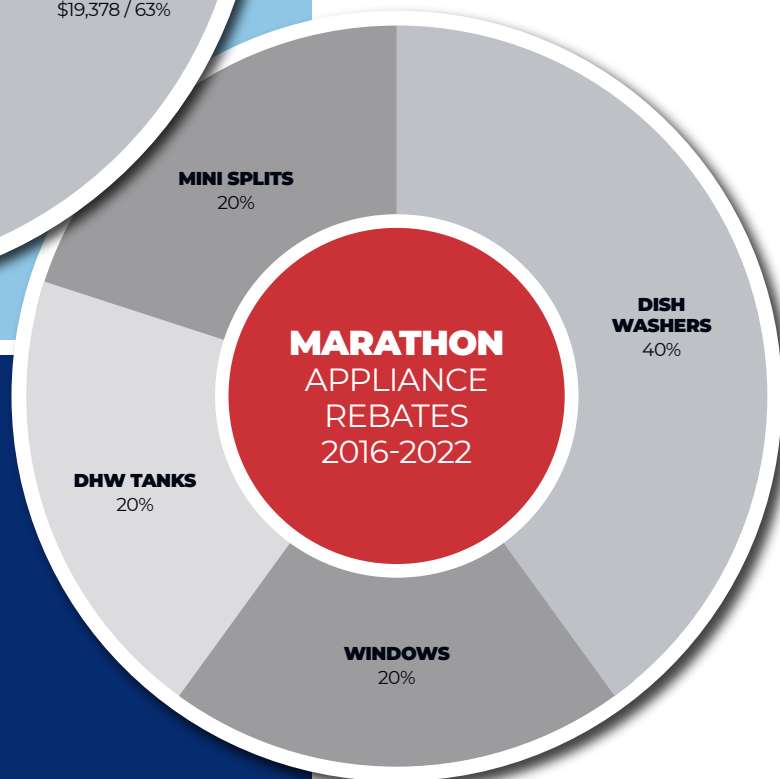
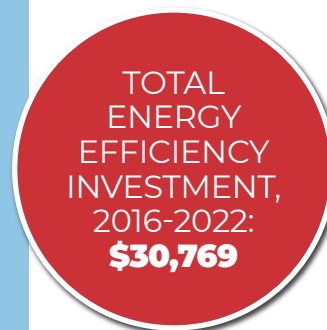
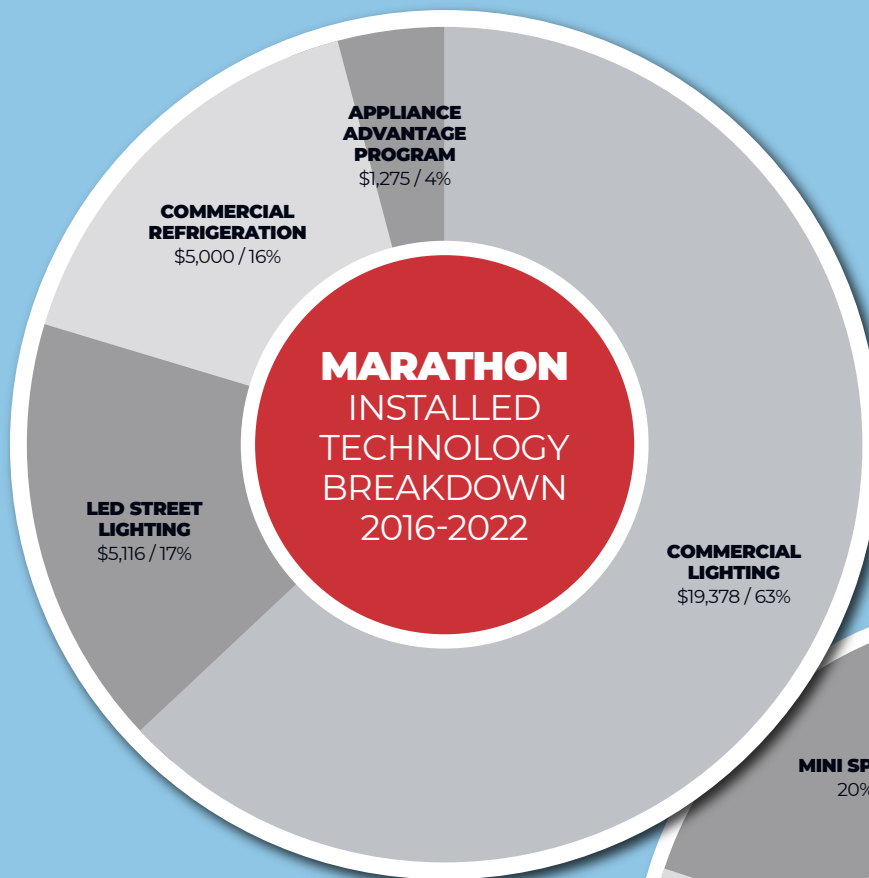
\$15,000

TOTAL INVESTED, 2016-2022:

\$30,769

Does not include administrative expenses.





The Village of **MARATHON** has reduced greenhouse gas emissions equivalent to the removal of **13** cars from New York roads through efforts made in conjunction with the IEEP since 2016.



TOTAL UTILITY CUSTOMERS:

1,167
 Residential: 957
 Commercial/Industrial: 210

SYSTEM PEAK:
 Winter, 6.7 mW

AVG. RESIDENTIAL RATE:
 4.2¢/kWh

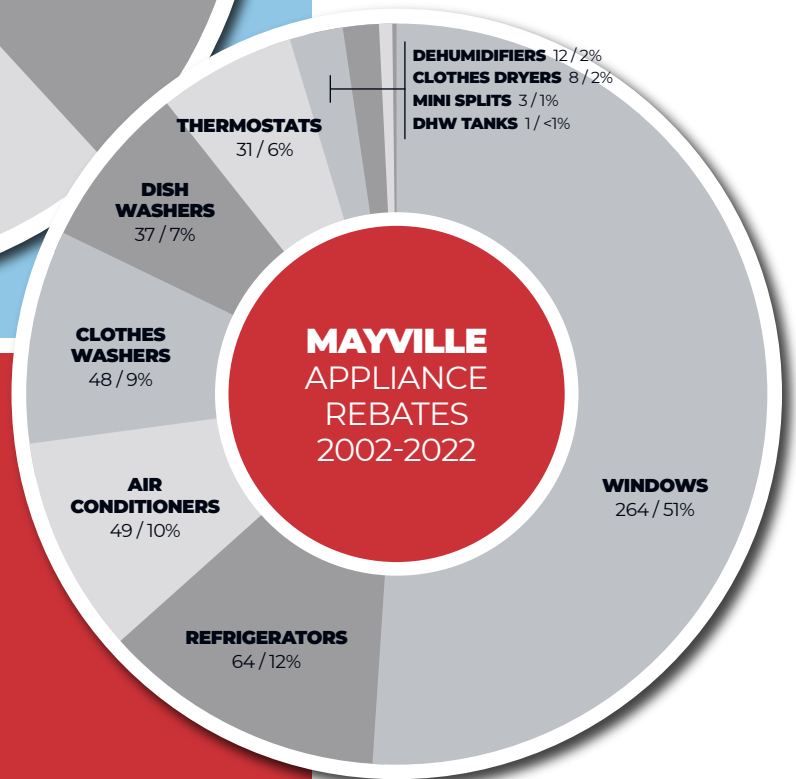
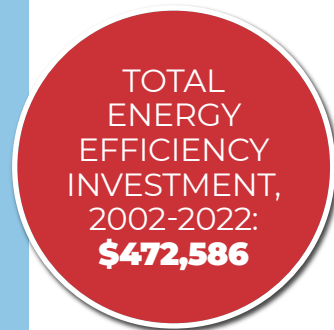
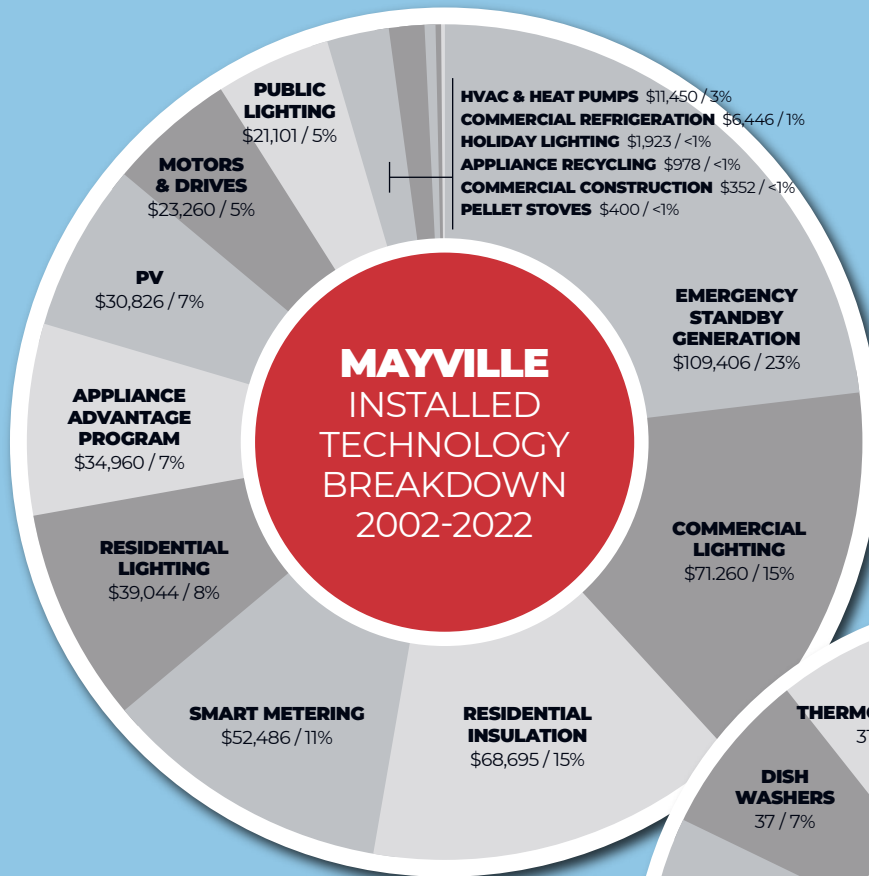
PERCENT OF IEEP FUNDING:
 1.15

ESTIMATED ANNUAL FUNDING:
 \$27,000

TOTAL INVESTED, 2002-2022:
 \$472,586

Does not include administrative expenses.





The Village of **MAYVILLE** has reduced greenhouse gas emissions equivalent to the removal of **343** cars from New York roads through efforts made in conjunction with the IEEP since 2002.



TOTAL UTILITY CUSTOMERS:

1,278

Residential: 1,204

Commercial/Industrial: 74

SYSTEM PEAK:

Winter, 2.7 mW

AVG. RESIDENTIAL RATE:

5¢/kWh

PERCENT OF IEEP FUNDING:

0.14

ESTIMATED ANNUAL FUNDING:

\$24,000

TOTAL INVESTED, 2012-2022:


\$143,331

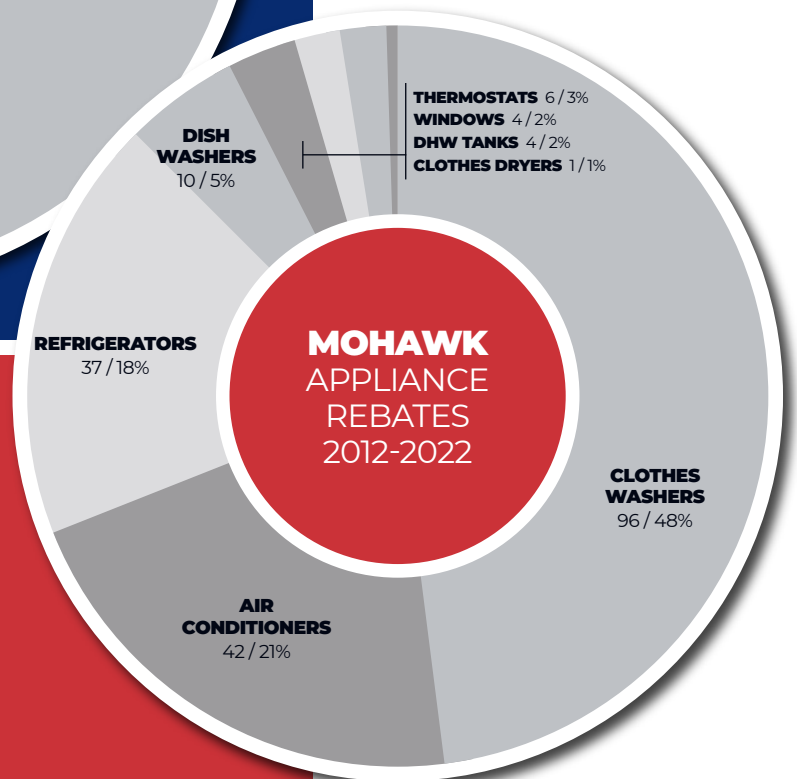
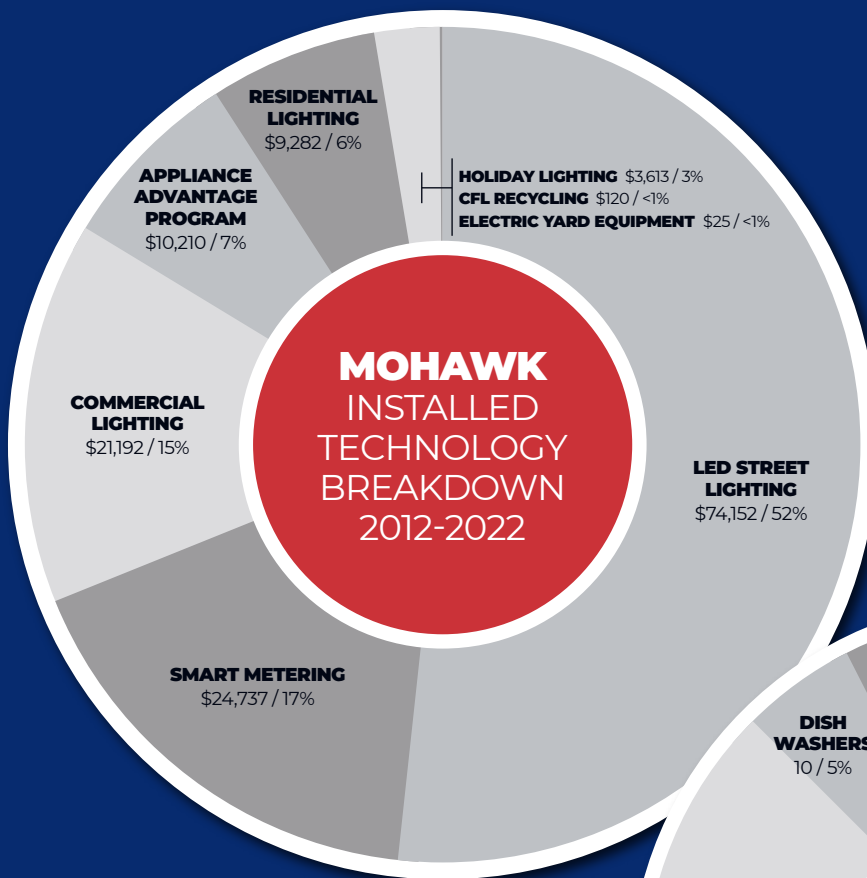
Does not include administrative expenses.



MOHAWK

IEEP Member System since 2012





The Village of **MOHAWK** has reduced greenhouse gas emissions equivalent to the removal of **46** cars from New York roads through efforts made in conjunction with the IEEP since 2012.



TOTAL UTILITY CUSTOMERS:

3,300

Residential: 2,881

Commercial/Industrial: 419

SYSTEM PEAK:

Winter, .18 mW

AVG. RESIDENTIAL RATE:

4¢/kWh

PERCENT OF IEEP FUNDING:

2.81

ESTIMATED ANNUAL FUNDING:

\$85,500

TOTAL INVESTED, 2001-2022:

\$1,319,063

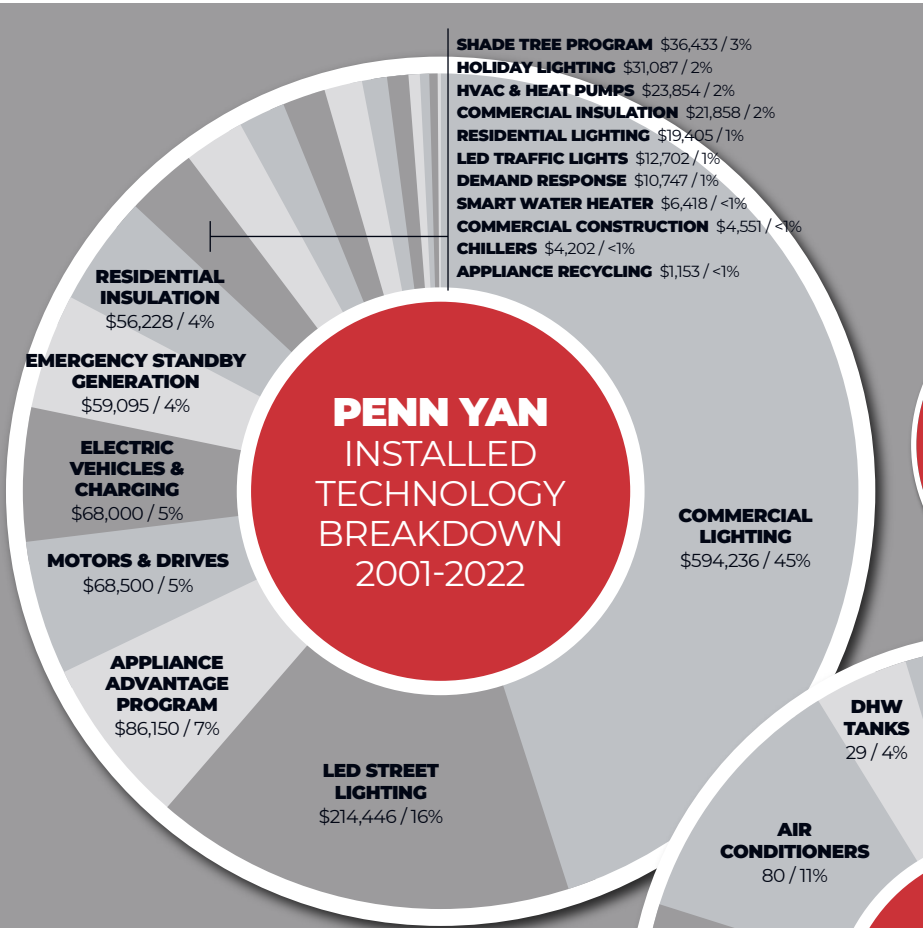
Does not include administrative expenses.



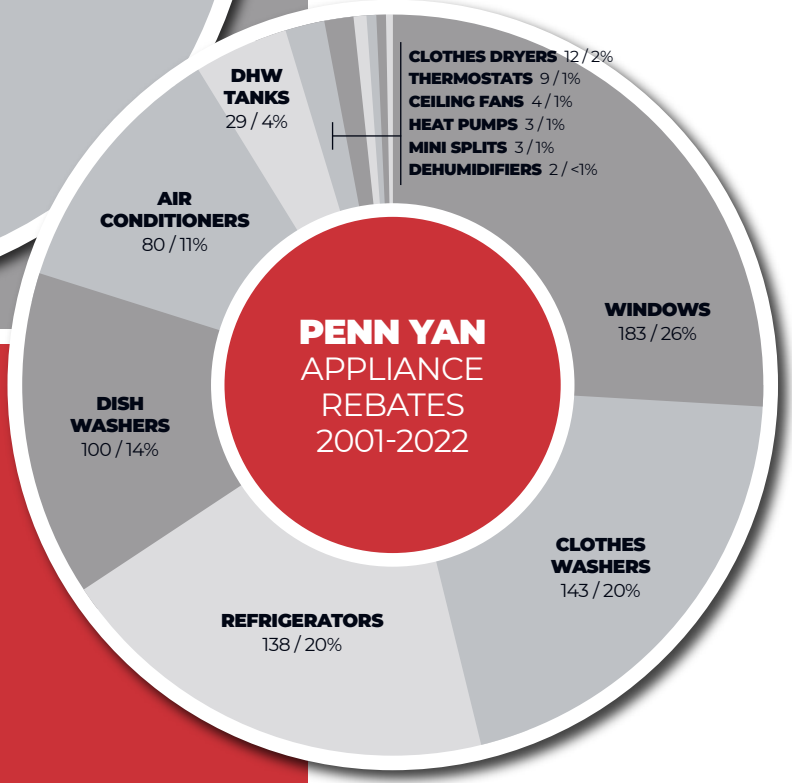
PENN YAN

IEEP Charter Member System






TOTAL ENERGY EFFICIENCY INVESTMENT, 2001-2022: \$1,319,063



The Village of **PENN YAN** has reduced greenhouse gas emissions equivalent to the removal of **1,240** cars from New York roads through efforts made in conjunction with the IEEP since 2001.



PHILADELPHIA

IEEP Member System since 2010

TOTAL UTILITY CUSTOMERS:

690
Residential: 649
Commercial/Industrial: 41

SYSTEM PEAK:

Winter, 2.5 mW

AVG. RESIDENTIAL RATE:

5¢/kWh

PERCENT OF IEEP FUNDING:

0.15

ESTIMATED ANNUAL FUNDING:



\$9,500

TOTAL INVESTED, 2010-2022:

\$85,904

Does not include administrative expenses.





The Village of **PHILADELPHIA** has reduced greenhouse gas emissions equivalent to the removal of **242** cars from New York roads through efforts made in conjunction with the IEEP since 2010.



TOTAL UTILITY CUSTOMERS:

10,168

Residential: 8,875

Commercial/Industrial: 1,293

SYSTEM PEAK:

Winter, 124.5 mW

AVG. RESIDENTIAL RATE:

4.27¢/kWh

PERCENT OF IEEP FUNDING:

17.57

ESTIMATED ANNUAL FUNDING:

\$505,000

TOTAL INVESTED, 2001-2022:

\$7,635,312

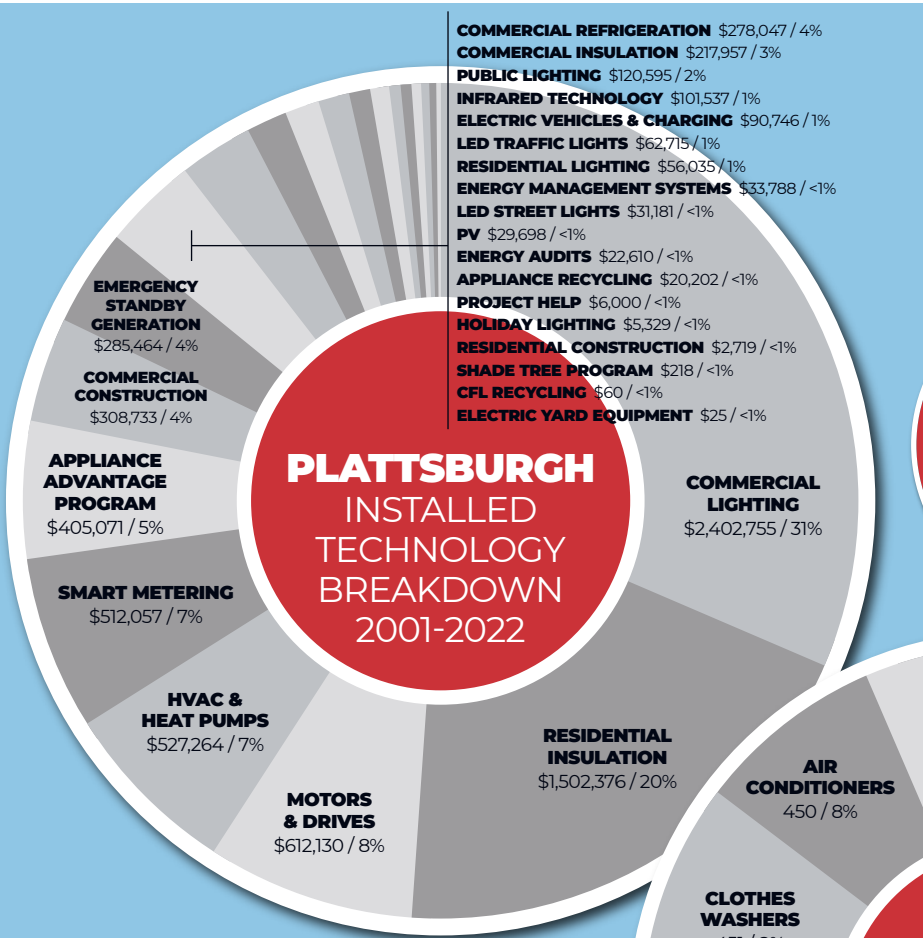
Does not include administrative expenses.



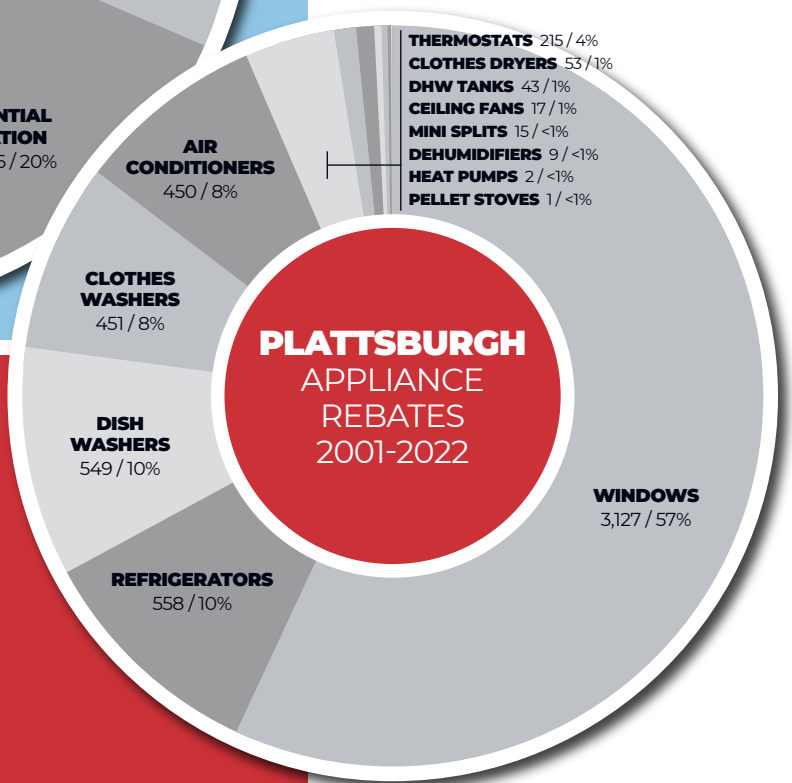
PLATTSBURGH

IEEP Charter Member System





TOTAL ENERGY EFFICIENCY INVESTMENT, 2001-2022: \$7,635,312



The Village of **PLATTSBURGH** has reduced greenhouse gas emissions equivalent to the removal of **6,000** cars from New York roads through efforts made in conjunction with the IEEP since 2001.



TOTAL UTILITY CUSTOMERS:

1,100
 Residential: 898
 Commercial/Industrial: 202

SYSTEM PEAK:

Winter, 5.1 mW

AVG. RESIDENTIAL RATE:

4.38¢/kWh

PERCENT OF IEEP FUNDING:

0.1

ESTIMATED ANNUAL FUNDING:

\$15,000

TOTAL INVESTED, 2013-2022:

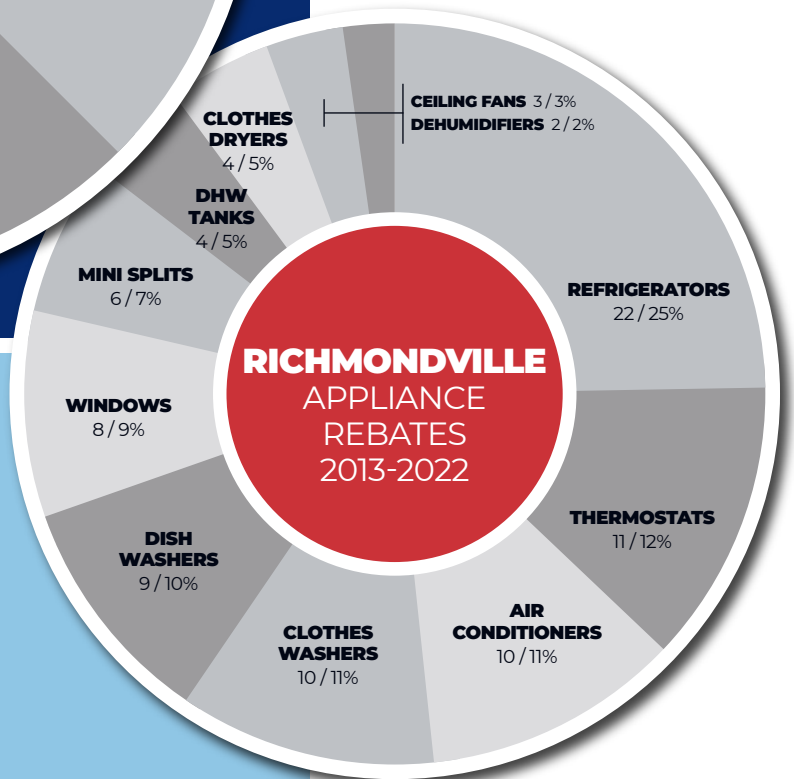
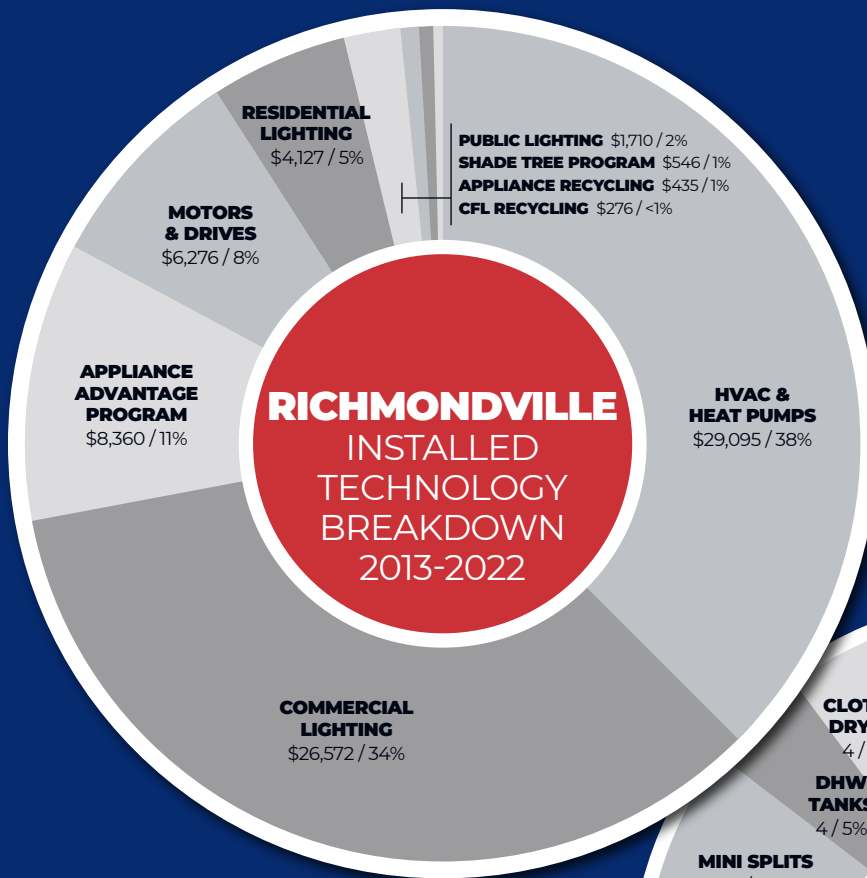
\$77,396

Does not include administrative expenses.

RICHMONDVILLE

IEEP Member System since 2013





The Village of **RICHMONDVILLE** has reduced greenhouse gas emissions equivalent to the removal of **35** cars from New York roads through efforts made in conjunction with the IEEP since 2013.



TOTAL UTILITY CUSTOMERS:

1,200

Residential: 1,050
Commercial/Industrial: 150

SYSTEM PEAK:

Winter, 22.6 mW

AVG. RESIDENTIAL RATE:

3.5¢/kWh

PERCENT OF IEEP FUNDING:

5.58

ESTIMATED ANNUAL FUNDING:

\$165,000

TOTAL INVESTED, 2001-2022:


\$2,065,161

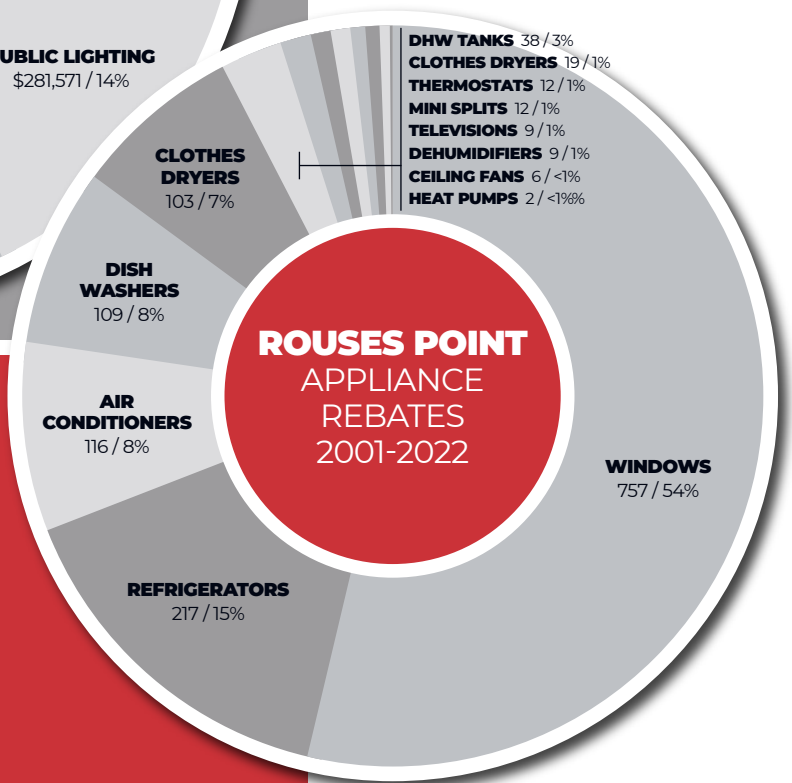
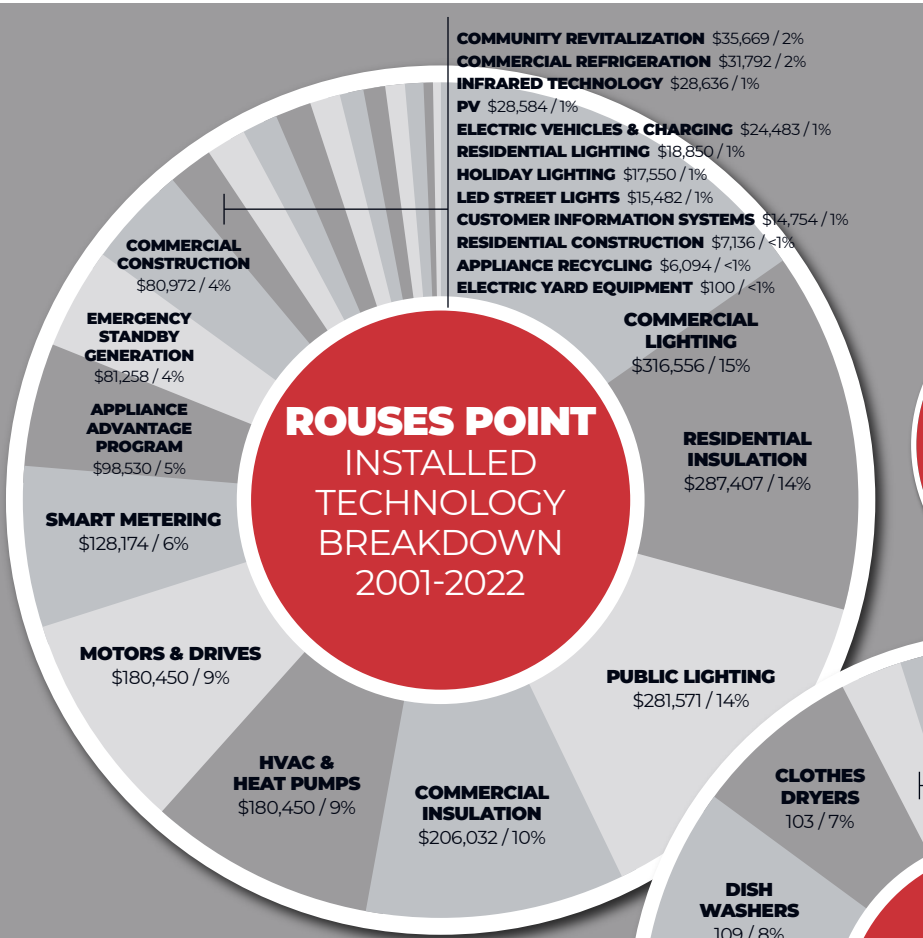
Does not include administrative expenses.

ROUSES POINT

IEEP

IEEP Charter Member System





The Village of **ROUSES POINT** has reduced greenhouse gas emissions equivalent to the removal of **1,112** cars from New York roads through efforts made in conjunction with the IEEP since 2001.



TOTAL UTILITY CUSTOMERS:

3,470

Residential: 2,978

Commercial/Industrial: 492

SYSTEM PEAK:

Winter, 23 mW

AVG. RESIDENTIAL RATE:

4.33¢/kWh

PERCENT OF IEEP FUNDING:

3.46


ESTIMATED ANNUAL FUNDING:

\$48,000

TOTAL INVESTED, 2001-2022:

\$1,550,205

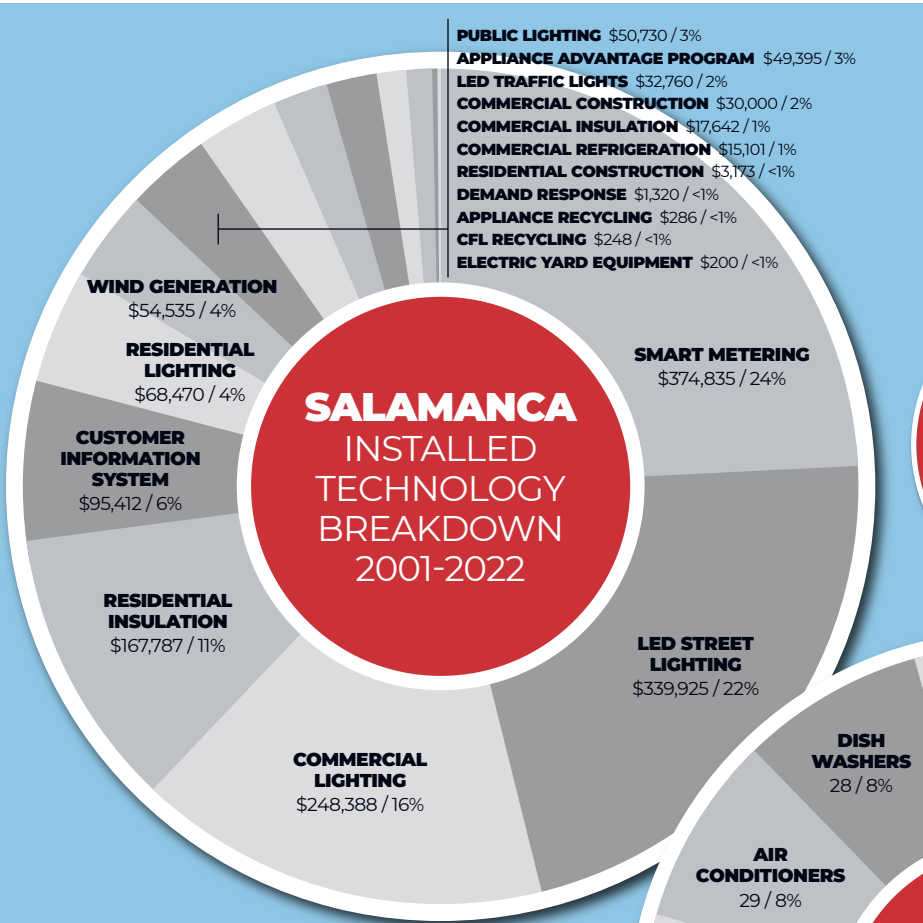
Does not include administrative expenses.



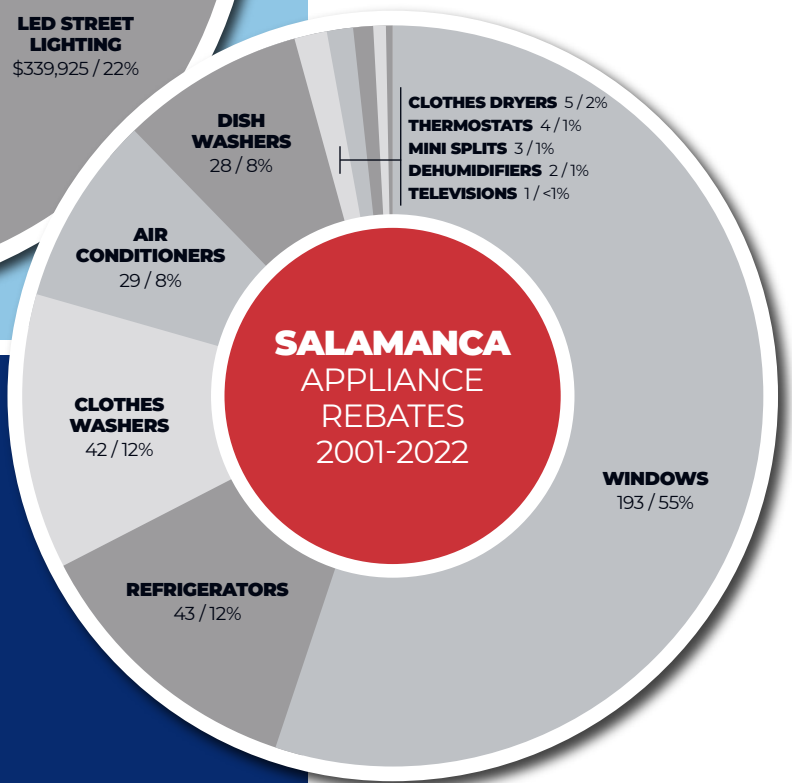
SALAMANCA

IEEP Charter Member System





TOTAL ENERGY EFFICIENCY INVESTMENT, 2001-2022:
\$1,550,205



The Village of **SALAMANCA** has reduced greenhouse gas emissions equivalent to the removal of **801** cars from New York roads through efforts made in conjunction with the IEEP since 2001.



TOTAL UTILITY CUSTOMERS:

466

Residential: 376

Commercial/Industrial: 90

SYSTEM PEAK:

Winter, 1.2 mW

AVG. RESIDENTIAL RATE:

5.5¢/kWh

PERCENT OF IEEP FUNDING:

0.09

ESTIMATED ANNUAL FUNDING:

\$6,200

TOTAL INVESTED, 2010-2022:

\$50,248

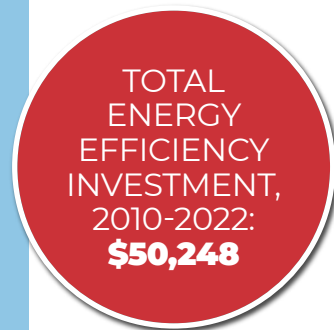
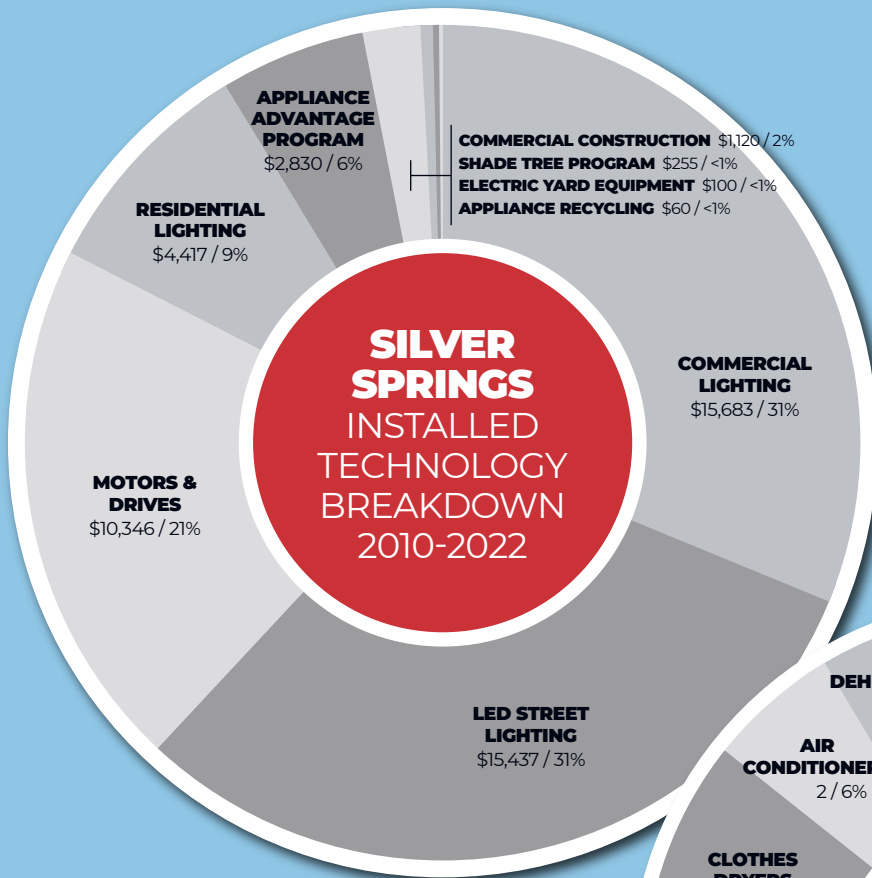
Does not include administrative expenses.

IEEP Member System since 2010



SILVER SPRINGS





The Village of **SILVER SPRINGS** has reduced greenhouse gas emissions equivalent to the removal of **54** cars from New York roads through efforts made in conjunction with the IEEP since 2010.



TOTAL UTILITY CUSTOMERS:

1,499

Residential: 1,249

Commercial/Industrial: 250

SYSTEM PEAK:

Winter, 6.3 mW

AVG. RESIDENTIAL RATE:

4.5¢/kWh

PERCENT OF IEEP FUNDING:

0.44

ESTIMATED ANNUAL FUNDING:

\$29,000

TOTAL INVESTED, 2010-2022:

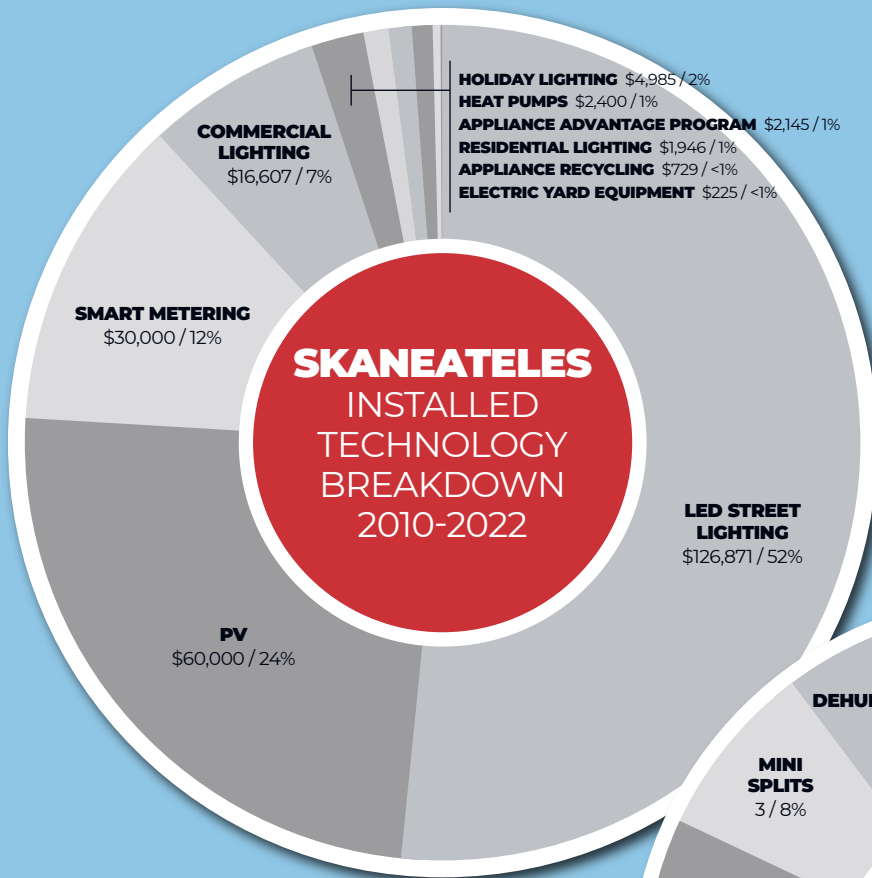
\$245,907

Does not include administrative expenses.

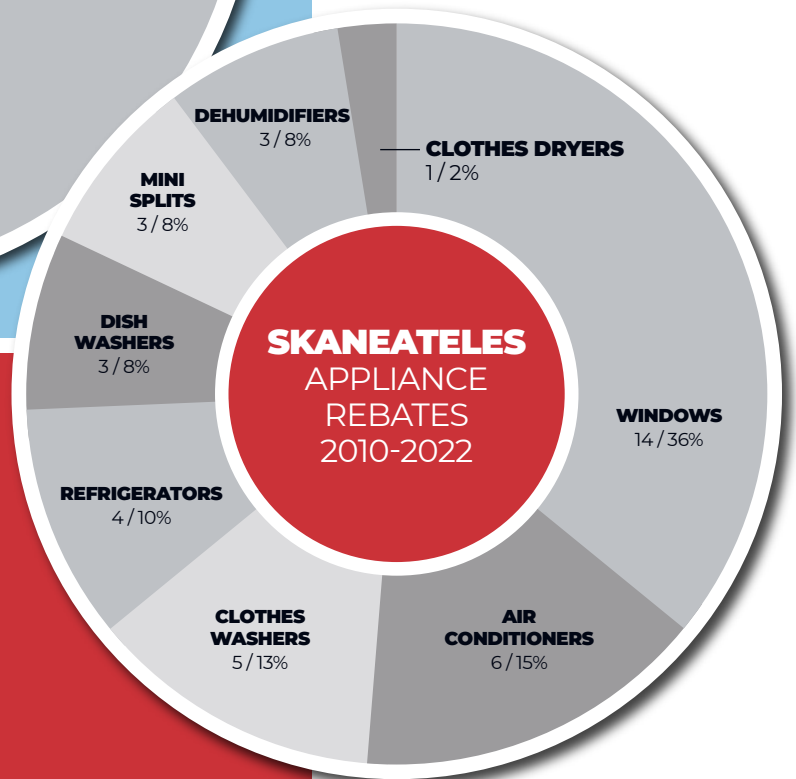


IEEP Member System since 2010





TOTAL ENERGY EFFICIENCY INVESTMENT, 2010-2022: \$245,907



The Village of **SKANEATELES** has reduced greenhouse gas emissions equivalent to the removal of **217** cars from New York roads through efforts made in conjunction with the IEEP since 2010.



TOTAL UTILITY CUSTOMERS:

5,610

Residential: 5,376

Commercial/Industrial: 234

SYSTEM PEAK:

Winter, 89 mW

AVG. RESIDENTIAL RATE:

5¢/kWh

PERCENT OF IEEP FUNDING:

21.57

ESTIMATED ANNUAL FUNDING:

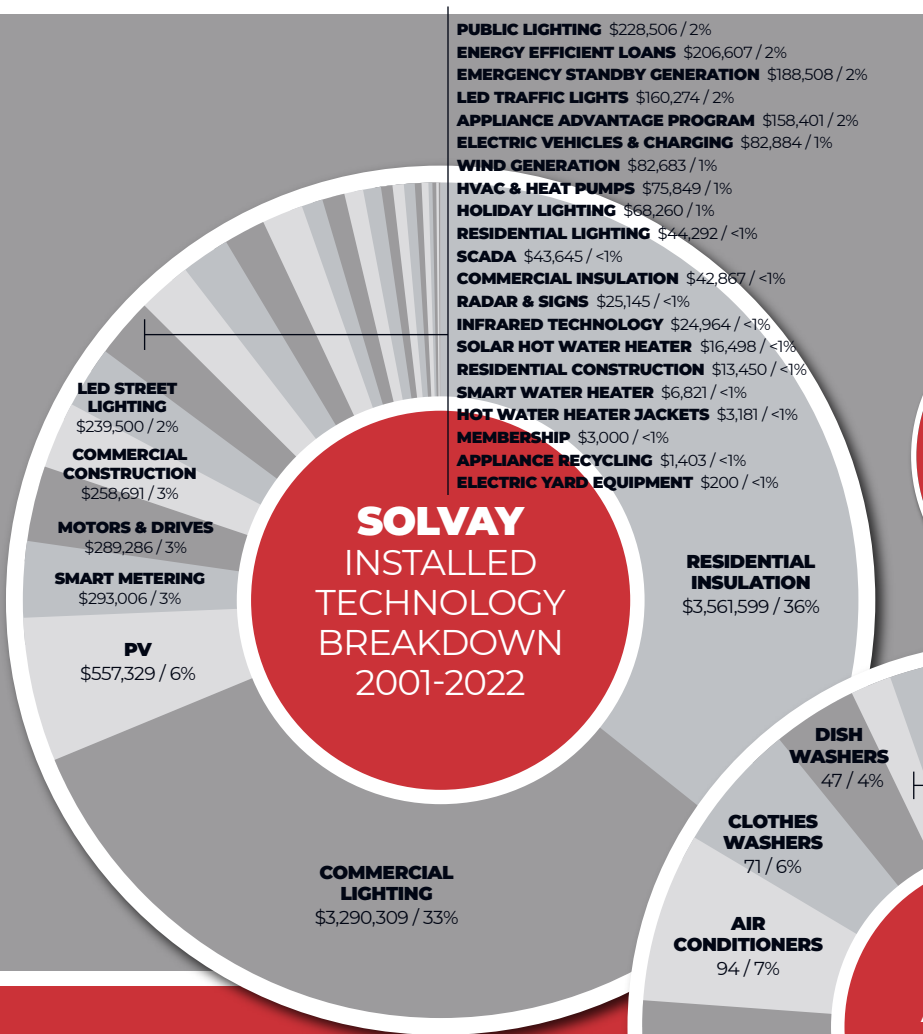

\$520,000

TOTAL INVESTED, 2001-2022:

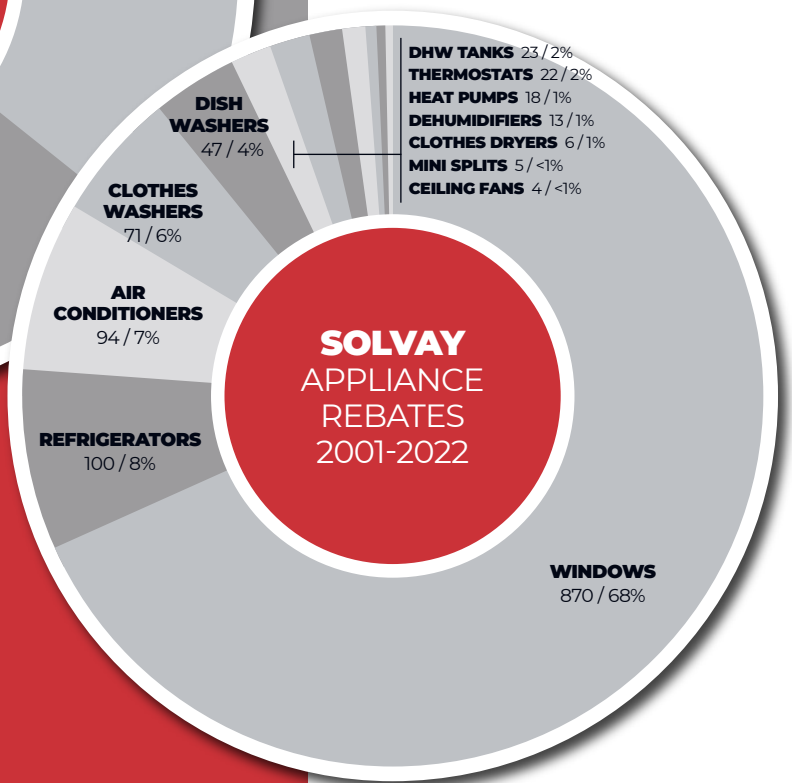
\$9,967,159

Does not include administrative expenses.





- PUBLIC LIGHTING \$228,506 / 2%
- ENERGY EFFICIENT LOANS \$206,607 / 2%
- EMERGENCY STANDBY GENERATION \$188,508 / 2%
- LED TRAFFIC LIGHTS \$160,274 / 2%
- APPLIANCE ADVANTAGE PROGRAM \$158,401 / 2%
- ELECTRIC VEHICLES & CHARGING \$82,884 / 1%
- WIND GENERATION \$82,683 / 1%
- HVAC & HEAT PUMPS \$75,849 / 1%
- HOLIDAY LIGHTING \$68,260 / 1%
- RESIDENTIAL LIGHTING \$44,292 / <1%
- SCADA \$43,645 / <1%
- COMMERCIAL INSULATION \$42,887 / <1%
- RADAR & SIGNS \$25,145 / <1%
- INFRARED TECHNOLOGY \$24,964 / <1%
- SOLAR HOT WATER HEATER \$16,498 / <1%
- RESIDENTIAL CONSTRUCTION \$13,450 / <1%
- SMART WATER HEATER \$6,821 / <1%
- HOT WATER HEATER JACKETS \$3,181 / <1%
- MEMBERSHIP \$3,000 / <1%
- APPLIANCE RECYCLING \$1,403 / <1%
- ELECTRIC YARD EQUIPMENT \$200 / <1%



The Village of **SOLVAY** has reduced greenhouse gas emissions equivalent to the removal of **5,995** cars from New York roads through efforts made in conjunction with the IEEP since 2001.



SPENCERPORT

IEEP Member System since 2002

TOTAL UTILITY CUSTOMERS:

2,800

Residential: 2,380

Commercial/Industrial: 420

SYSTEM PEAK:

Winter, 11.7 mW

AVG. RESIDENTIAL RATE:

4.57¢/kWh

PERCENT OF IEEP FUNDING:

2.24

ESTIMATED ANNUAL FUNDING:

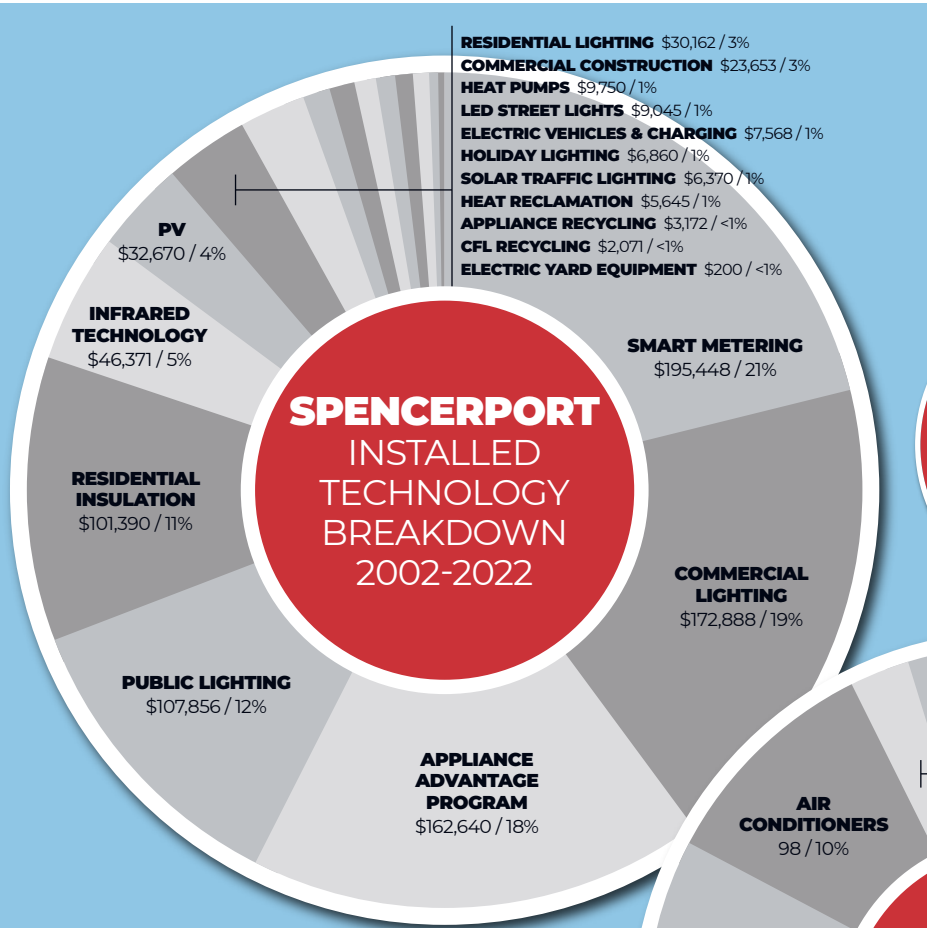
\$65,000

TOTAL INVESTED, 2002-2022:


\$923,759

Does not include administrative expenses.





TOTAL ENERGY EFFICIENCY INVESTMENT, 2002-2022:
\$923,759



The Village of **SPENCERPORT** has reduced greenhouse gas emissions equivalent to the removal of **890** cars from New York roads through efforts made in conjunction with the IEEP since 2002.



TOTAL UTILITY CUSTOMERS:

2,471

Residential: 2,100

Commercial/Industrial: 371

SYSTEM PEAK:

Winter, 14 mW

AVG. RESIDENTIAL RATE:

3.8¢/kWh

PERCENT OF IEEP FUNDING:

1.94


ESTIMATED ANNUAL FUNDING:

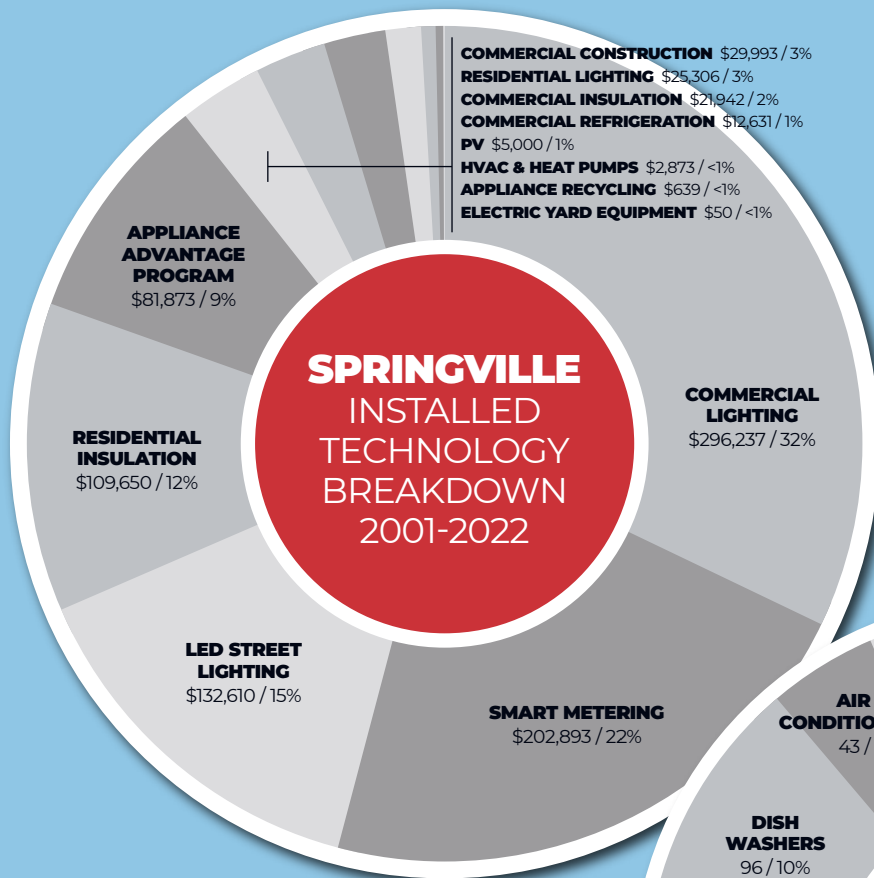
\$61,000

TOTAL INVESTED, 2001-2022:

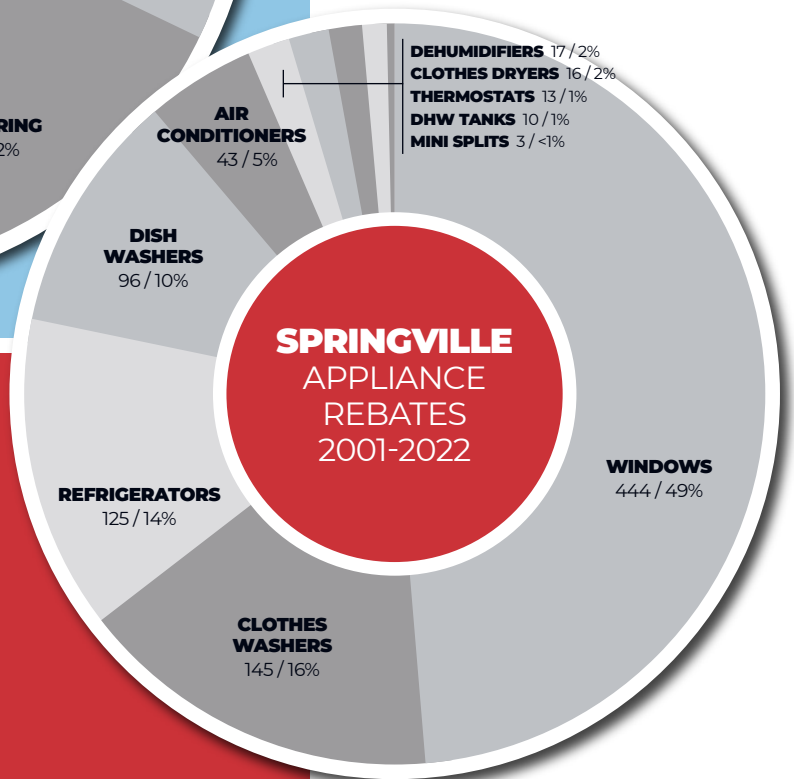
\$921,698

Does not include administrative expenses.





TOTAL ENERGY EFFICIENCY INVESTMENT, 2001-2022: \$921,698



The Village of **SPRINGVILLE** has reduced greenhouse gas emissions equivalent to the removal of **910** cars from New York roads through efforts made in conjunction with the IEEP since 2001.



TOTAL UTILITY

CUSTOMERS:

476

Residential: 426

Commercial/Industrial: 50

SYSTEM PEAK:

Winter, 2.1 mW

AVG. RESIDENTIAL RATE:

4.9¢/kWh

PERCENT OF IEEP

FUNDING:

0.08

ESTIMATED ANNUAL

FUNDING:

\$20,000

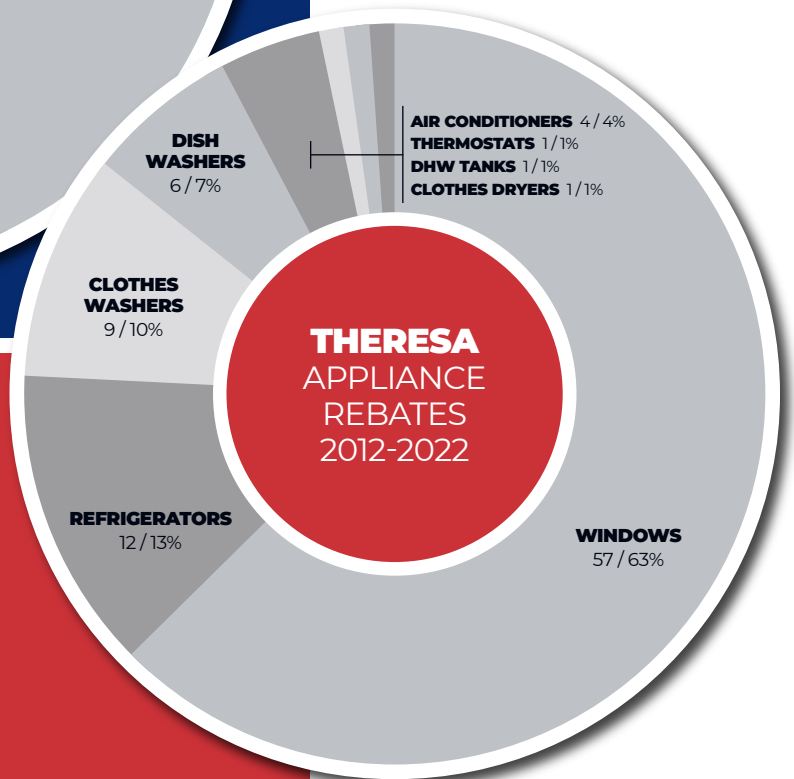
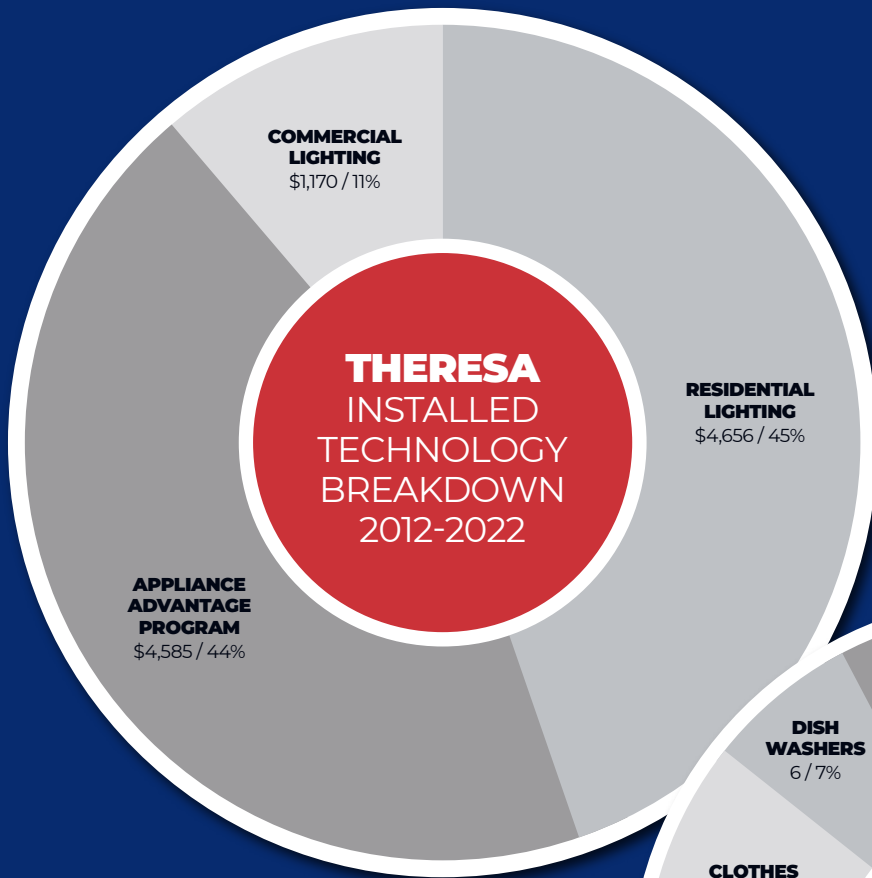
TOTAL INVESTED,

2012-2022:

\$10,411

Does not include administrative expenses.





The Village of **THERESA** has reduced greenhouse gas emissions equivalent to the removal of **10** cars from New York roads through efforts made in conjunction with the IEEP since 2012.



TOTAL UTILITY CUSTOMERS:
3,700

Residential: 3,247
Commercial/Industrial: 453

SYSTEM PEAK:
Winter, 2.4 mW

AVG. RESIDENTIAL RATE:
3.43¢/kWh

PERCENT OF IEEP FUNDING:
1.49

ESTIMATED ANNUAL FUNDING:
\$48,000

TOTAL INVESTED, 2008-2022:
\$898,739

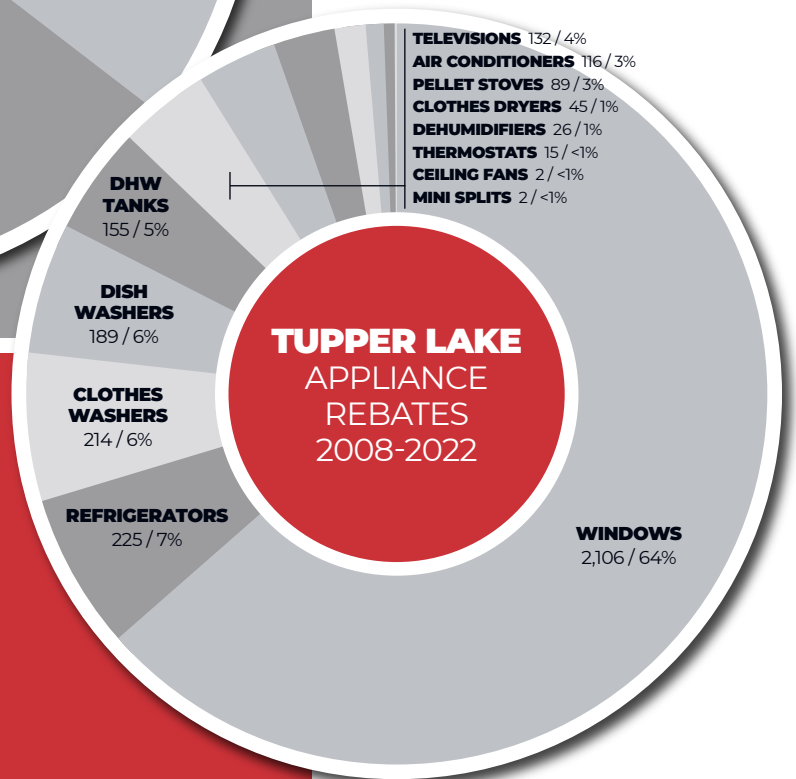
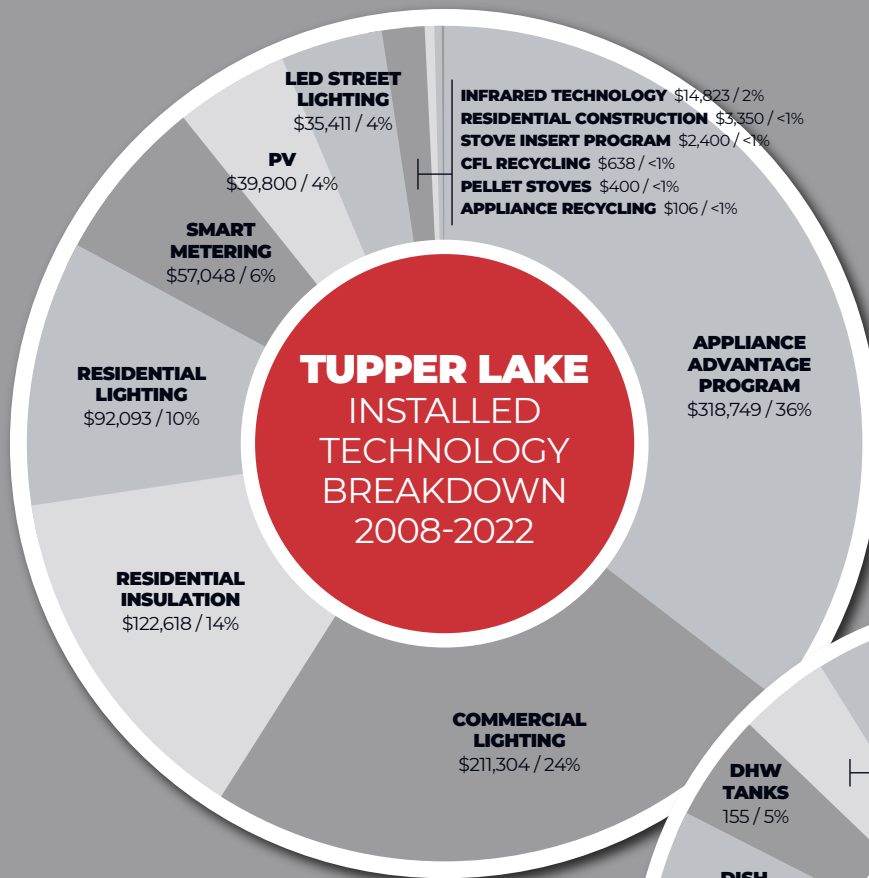

Does not include administrative expenses.

TUPPER LAKE



IEEP Member System since 2008





The Village of **TUPPER LAKE** has reduced greenhouse gas emissions equivalent to the removal of **1,812** cars from New York roads through efforts made in conjunction with the IEEP since 2008.



TOTAL UTILITY CUSTOMERS:

1,325
 Residential: 956
 Commercial/Industrial: 369

SYSTEM PEAK:

Winter, 10 mW

AVG. RESIDENTIAL RATE:

3.9¢/kWh

PERCENT OF IEEP FUNDING:

0.45

ESTIMATED ANNUAL FUNDING:

\$52,000

TOTAL INVESTED, 2012-2022:

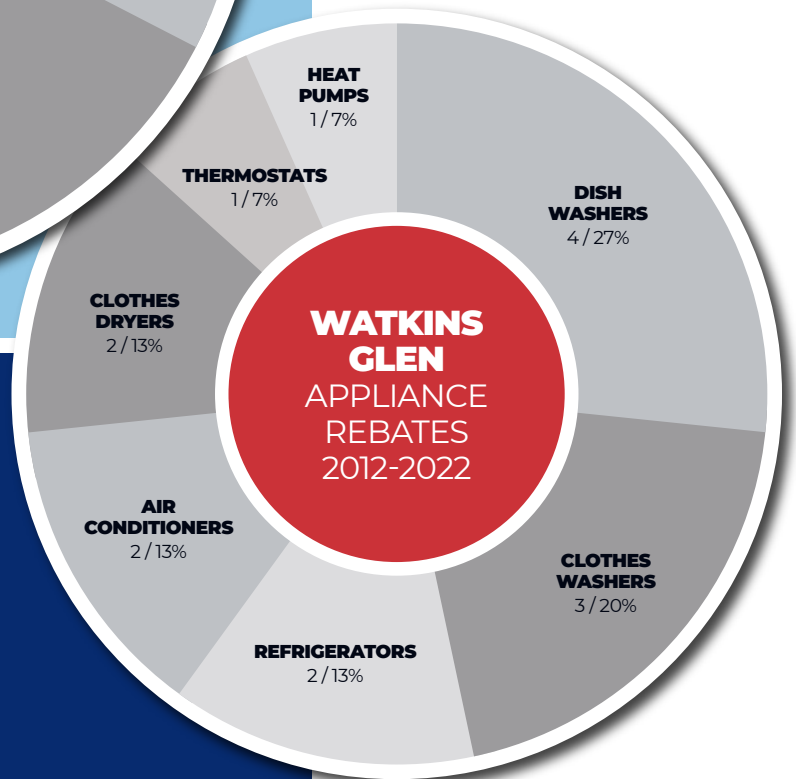
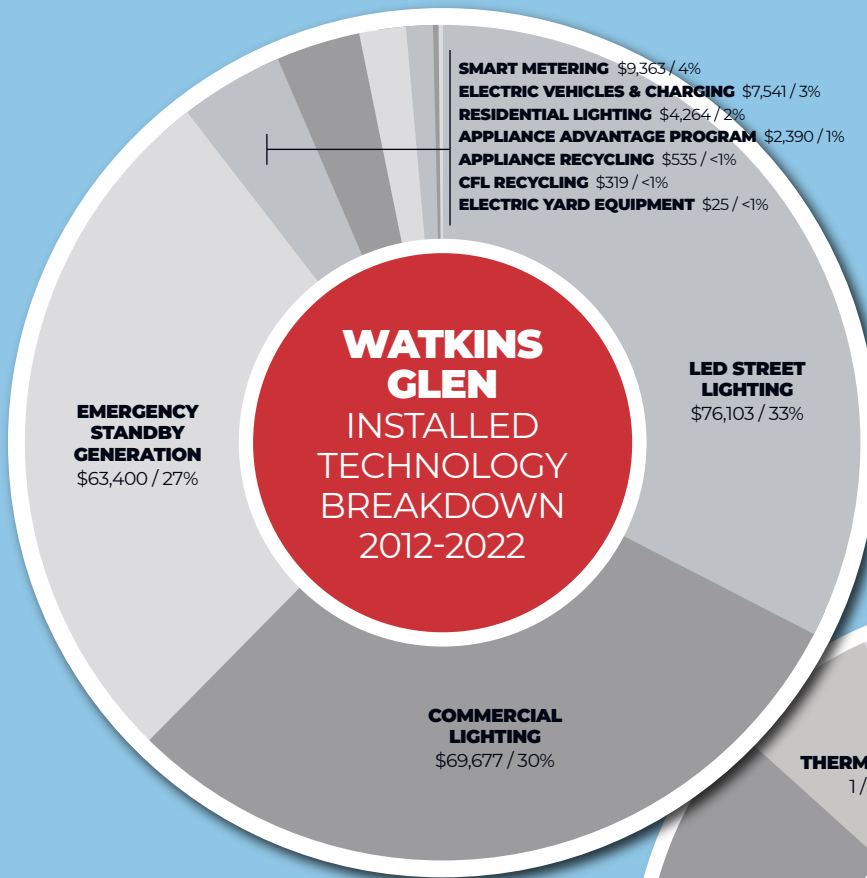
\$233,615

Does not include administrative expenses.

WATKINS GLEN IEEP

IEEP Member System since 2012





The Village of **WATKINS GLEN** has reduced greenhouse gas emissions equivalent to the removal of **62** cars from New York roads through efforts made in conjunction with the IEEP since 2012.



TOTAL UTILITY CUSTOMERS:
2,814
 Residential: 2,514
 Commercial/Industrial: 300

SYSTEM PEAK:
 Winter, 12 mW

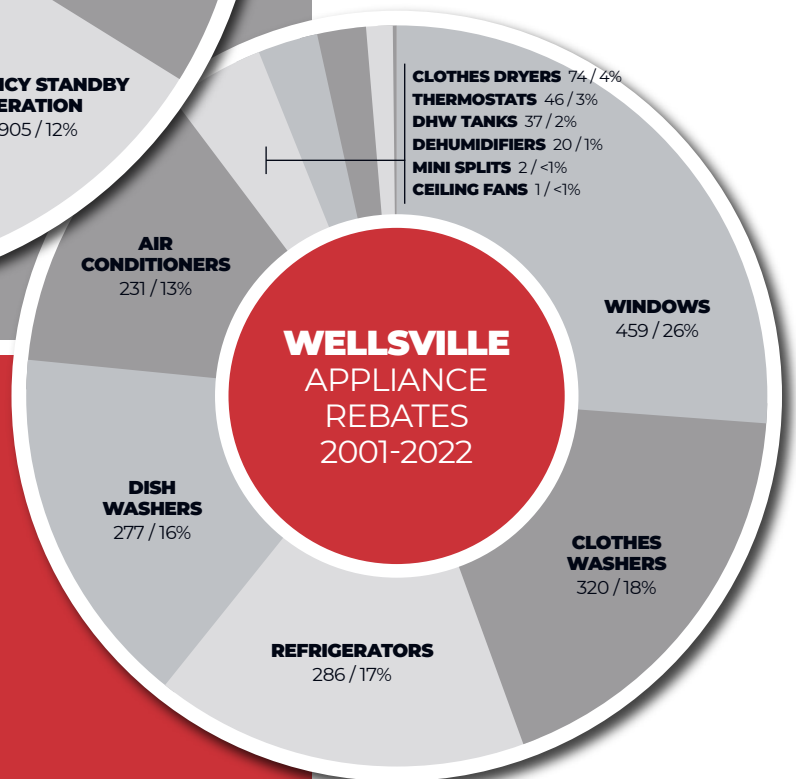
AVG. RESIDENTIAL RATE:
 3.7¢/kWh

PERCENT OF IEEP FUNDING:
 2.9

ESTIMATED ANNUAL FUNDING:
 \$65,000

TOTAL INVESTED, 2001-2022:
\$1,304,347
Does not include administrative expenses.





The Village of **WELLSVILLE** has reduced greenhouse gas emissions equivalent to the removal of **1,160** cars from New York roads through efforts made in conjunction with the IEEP since 2001.



TOTAL UTILITY CUSTOMERS:

3,005

Residential: 2,590

Commercial/Industrial: 415

SYSTEM PEAK:

Winter, 17 mW

AVG. RESIDENTIAL RATE:

3.7¢/kWh

PERCENT OF IEEP FUNDING:

1.34

ESTIMATED ANNUAL FUNDING:

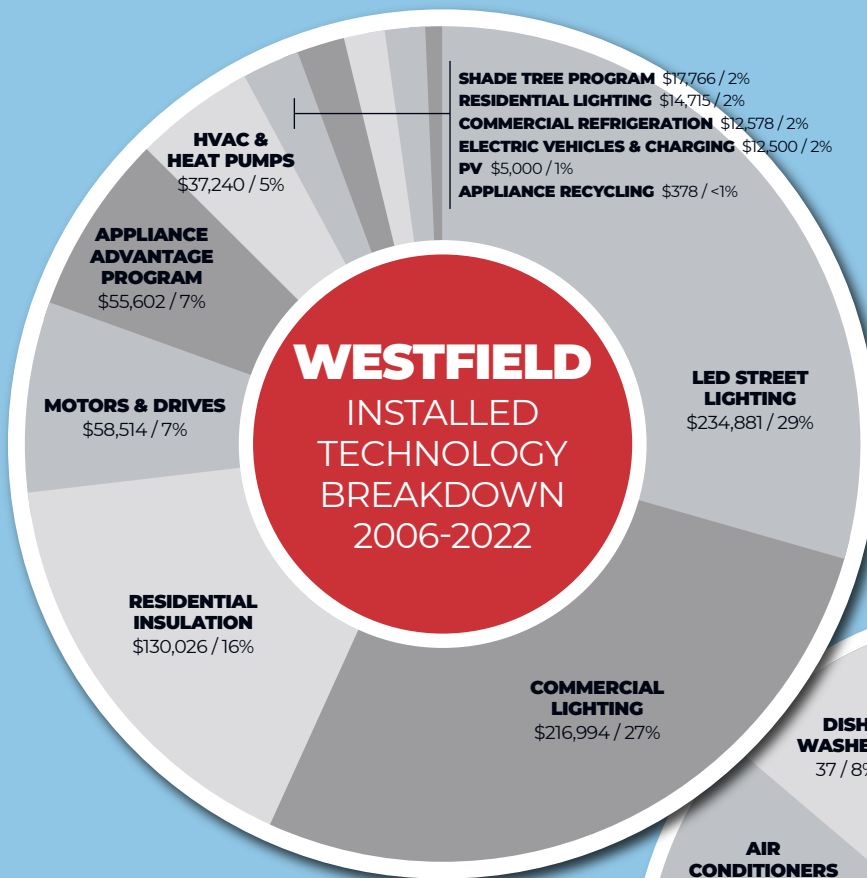
\$48,000

TOTAL INVESTED, 2006-2022:

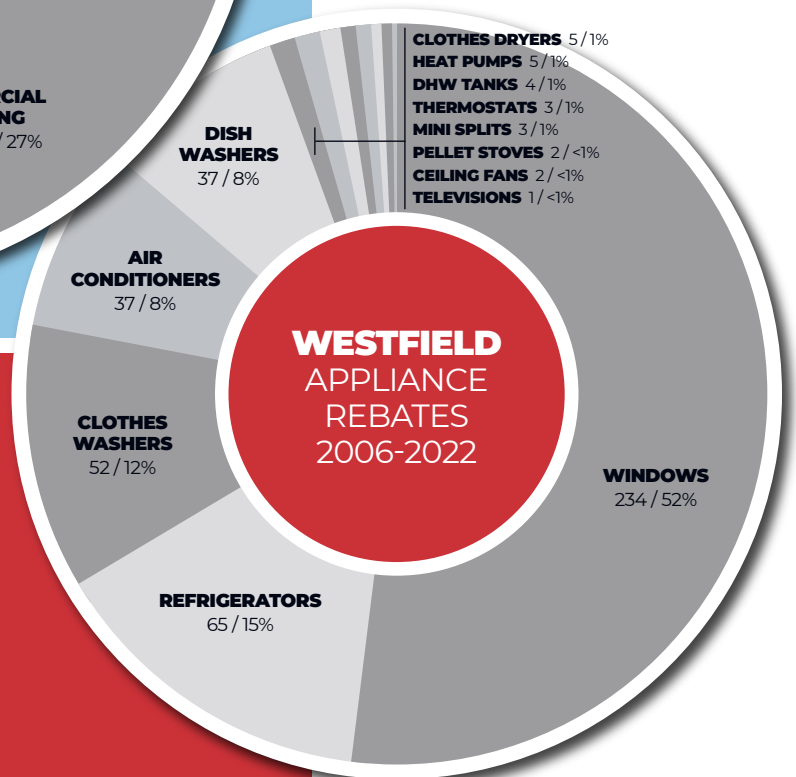
\$796,194

Does not include administrative expenses.





TOTAL ENERGY EFFICIENCY INVESTMENT, 2006-2022:
\$796,194



The Village of **WESTFIELD** has reduced greenhouse gas emissions equivalent to the removal of **692** cars from New York roads through efforts made in conjunction with the IEEP since 2006.



**OUR
NEWEST
MEMBER**
JOINED IN
2022

**TOTAL UTILITY
CUSTOMERS:**

4,096

Residential: 3,452

Commercial/Industrial: 644

SYSTEM PEAK:

Winter, 30 mW

AVG. RESIDENTIAL RATE:

4.5¢/kWh

**PERCENT OF IEEP
FUNDING:**

.15

**ESTIMATED ANNUAL
FUNDING:**

\$92,000





PROGRAM OPTIONS

The Independent Energy Efficiency Program regularly reports information regarding the individual and collective accomplishments of its member utilities. The breadth and depth of the utilities' commitment to energy efficiency grows significantly each year. The energy-saving measures described on the following pages are being implemented by IEEP member utilities.

CUSTOMER BENEFIT

APPLIANCE RECYCLING



Offers incentives to consumers to recycle old working refrigerators and replace them with ENERGY STAR® products. The IEEP will schedule pickup of the old refrigerator, properly recycle it, and provide an incentive to the customer for doing so.

COMMERCIAL CUSTOMER OPPORTUNITIES



This program encourages commercial municipal electric customers to upgrade equipment with energy-efficient replacements. Lighting and motors account for a significant portion of energy use in commercial buildings; upgrading this equipment can reduce operating costs while improving the appearance and operation of the facility. Incentives are provided for each technology that meets the minimum energy efficiency

criteria. For projects costing \$2,500 or less, pre-approval is not required.

APPLIANCE ADVANTAGE



Provides incentives of up to \$125 when replacing existing appliances with ENERGY STAR® labeled versions incorporating advanced technologies that use 10-50% less energy and water than standard models.

RESIDENTIAL LIGHTING



Lighting has, in the past, represented up to 12% of total electric energy usage in a typical home. In recent years, rapid advancements in efficient lighting technologies have enabled residential customers to enjoy substantial savings, with LED (light-emitting diode) bulbs and fixtures gaining popularity for their adaptability and longevity.

VIP INSULATION



This measure reduces heating costs and improves the comfort level in homes and businesses. Buildings using electric heat, with insulation measuring 8" thick or less, may be eligible for additional insulation and ventilation at no cost.

ENERGY MANAGEMENT



Proper home and building controls can reduce wasted energy loss by managing energy more precisely. Large buildings often have complex systems that need to be specified, installed, and calibrated

properly by trained staff. The IEEP provides resources to help commercial building owners choose and/or maintain energy management systems to optimize their energy systems.

VARIABLE SPEED DRIVES



With the ability to monitor and reduce energy consumption, foresee line and motor problems, and gain fine speed and torque control, energy is conserved by running motors at less than 100% output when full power isn't needed. Users are able to extract equipment condition and operating information for predictive maintenance and plant optimization.

COMMERCIAL NEW CONSTRUCTION OPPORTUNITIES



This program option provides the opportunity to incorporate energy efficiency measures into a new facility or an addition to an existing building. Measures include lighting and lighting controls, HVAC equipment, and variable speed drives.

RESIDENTIAL NEW CONSTRUCTION OPPORTUNITIES



This program option offers incentives for customers who incorporate energy efficiency measures into the construction of a new home. An ENERGY STAR® home with an energy rating of 86 or above will reduce energy costs, increase comfort levels and improve the environment for years to come.

ENERGY EFFICIENT LOAN SUPPORT



This measure offers an interest buy-down on home loans that invest in energy efficient improvements. For customers who apply and are pre-approved by a bank, and have approved plans for energy efficiency projects, the municipal electric utility

continued on next page

continued from previous page will invest with the customer to reduce the interest rate of the loan. Qualifying home improvement loans must devote at least 50% of the total loan proceeds to energy efficient measures.

HEAT PUMP WATER HEATERS



These appliances work like a refrigerator but in reverse. A small heat pump at the top extracts heat from the warm air around it, intensifies it with a compressor, delivers the heat to the water, and exhausts the cooler air. Drawing ambient air to do most of the work, they are very efficient. Because cooler air is exhausted from the heat pump, some models provide a degree of dehumidification to their surroundings.

COMMERCIAL LIGHTING UPGRADES



Lighting improvements for commercial facilities are an evolving technology. This measure provides resources to commercial customers, helping them keep up with emerging lighting technologies.

LAWN AND SNOW REMOVAL REBATES



Gasoline-powered yard care equipment is a major source of air pollution, and millions of gallons of fuel are spilled during refueling; these spills can make their way into drinking water. Electric equipment can significantly reduce pollutants released into the environment. This program provides incentives for purchases of battery-powered mowers and snowblowers.

SUPPORT FOR LOW-INCOME CUSTOMERS



This program measure helps HEAP-eligible residential customers reduce usage by performing an energy evaluation survey on homes and providing appropriate

resources to assist in reducing energy consumption. In addition, the Project Help component can assist low-income customers in paying fuel bills.

HVAC & HEAT PUMPS



Heating, Ventilation, and Air Conditioning can account for a huge portion of a building's energy usage. The IEEP supports improvements to these systems, which can result in cost-effective energy savings, increased comfort for occupants, and improved system reliability.

COMMERCIAL REFRIGERATION



Equipment upgrades for commercial customers with walk-in coolers, refrigeration with glass doors, and other cooling applications provide improved operating control, increased reliability, and greater energy efficiency.

EMERGENCY STANDBY GENERATION



This enables emergency power systems to rely on generators or uninterruptible power supplies.

CFL RECYCLING



As energy-efficient lighting becomes more prevalent, it is important that the products are disposed of in a safe, responsible manner. A compact fluorescent lightbulb contains a small amount of mercury—the size of a pin drop—that allows the bulb to burn efficiently. The IEEP helps design recycling programs for its member systems to prevent large accumulations of bulbs in landfills.

SHADE TREE PROGRAM



Trees promote energy efficiency, prevent erosion, protect water supplies, create habitat for wildlife, and filter harmful carbon dioxide from the air, replacing it with life-giving oxygen. Trees cool streets, sidewalks and especially homes,

resulting in significant energy savings. They also muffle noise and increase privacy. The IEEP provides incentives to restore and develop these valuable resources.

HEAT RECLAMATION



Many processes or systems in commercial and residential buildings generate heat or energy that may be wasted. A heat reclamation system utilizes a heat exchanger to capture and transfer this heat into another useful source, reducing operation costs.

PREMIUM-EFFICIENCY MOTORS



This IEEP program was developed to assist in upgrades to premium-efficiency motors, which contribute to marked reductions in energy consumption, heat, vibration and noise. *Federal standards have increased to the point where all newly manufactured electric motors are highly efficient. Incentives for motor purchases were discontinued in 2016.*

SYSTEM BENEFIT

SMART METERING



This is the technology of automatically collecting data from meters (water, gas, electric) and transferring that data to a central database for billing and/or analysis. Billing can be based on actual consumption rather than on an estimate based on previous consumption, thus giving customers better control of their electric energy usage.

PUBLIC LIGHTING



There is a range of energy efficient street lighting opportunities that may deliver benefits to local government authorities, rate-payers, network providers, drivers,

pedestrians and the community as a whole. Significant reductions in greenhouse pollution—and long-term savings—can often be achieved at minimal cost.

DEMAND RESPONSE



Reductions in electric usage by major electricity consumers, at the request of the utility, when wholesale energy market prices peak or system reliability is jeopardized due to high demand.

LED TECHNOLOGIES



Traffic control is one of the best uses of LED technology, which produces light in desired colors such as red, amber and green. When stoplights burn out, replacing them is inconvenient and the loss of traffic control can be dangerous; LED

traffic lights can last as long as 10 years, compared to roughly two years for their conventional counterparts. Similar advances in LED technology provide better options for municipal streetlights. LED bulbs are brighter than incandescent lamps, while consuming roughly 10% of the power.

CUSTOMER INFORMATION SYSTEMS



This program develops customer relationship management systems for utilities, enabling them to quickly and accurately maintain customer information and billing.

THE SUPERVISORY CONTROL & DATA ACQUISITION PROGRAM



SCADA is an advanced, real-time information system that provides an integrated solution for

data acquisition, data logging, human-machine interface, data management, networking and real-time/historical trending and report generation.

TECHNICAL ASSISTANCE



The IEEP provides resources and consultation to commercial and industrial customers who need support in evaluating facility improvements on their operations.

INFRARED TECHNOLOGY



Thermal infrared imaging has become a valuable tool in performing energy audits in residential and commercial applications. The infrared camera displays heat energy as a visual image. This program measure provides an incentive for the purchase of infrared cameras for energy use.

RENEWABLES

PV ENERGY SYSTEMS



A photovoltaic cell is the basic building block of a solar electric system. An individual PV cell is quite small and produces about one or two watts of power. To boost output, PV cells are connected to form larger units called modules which, in turn, can be connected to form even larger units called arrays, which can be interconnected to produce more power. PV systems can be built to meet almost any electric power need, small or large. PV projects are being implemented in schools as educational projects as well as power sources.

HYBRID & ELECTRIC VEHICLE TECHNOLOGY



Hybrid vehicles improve fuel efficiency compared to petrol-only vehicles. Hybrids are powered by a combination of petrol and electricity and use regenerative braking; energy is put back into the battery

when braking, thus improving energy efficiency and reducing brake wear. Recent advances in battery technology allow electric cars to offer a cutting-edge driving experience and increased driving range while saving money on fuel and needing less maintenance when compared to gas or diesel cars. The IEEP is supporting initiatives with hybrid and electric vehicles, along with charging stations, to advance their use within the State of New York.

GEOTHERMAL



Ground source heat pumps are electrically powered systems that tap the stored energy of the greatest solar collector in existence: the Earth. These systems use the Earth's relatively constant temperature to provide heating, cooling, and hot water for homes and commercial buildings.

WIND ENERGY



Winds are created by uneven heating of the atmosphere by the sun, irregularities of the Earth's surface, and the Earth's rotation.

Winds are strongly influenced by local terrain, bodies of water, weather patterns, vegetative cover and other factors. Wind flow, or motion of energy when harvested by wind turbines, can be used to generate electricity.

SOLAR HOT WATER HEATERS



These are cost effective ways to generate hot water. They can be used in any climate and use the sun as fuel to heat water that can then be used throughout a home.

COMBINED HEAT & POWER (CHP)



Also known as co-generation, CHP is an efficient, clean and reliable approach to generating power and thermal energy from a single fuel source. A CHP system, designed to meet the thermal and electrical base loads of a facility, can greatly increase the facility's operational efficiency and decrease energy costs. CHP also reduces the emission of greenhouse gases which contribute to global climate change. •

**INDEPENDENT ENERGY EFFICIENCY PROGRAM
BALANCE SHEET
As of December 31, 2022**

ASSETS

Solvay Checking	\$ 668,352.67
Solvay Money Market	3,845,890.45
Accounts Receivable: Angelica	4,478.65
Accounts Receivable: Bath	5,110.45
Accounts Receivable: Frankfort	13,405.41
Accounts Receivable: Holley	13,092.00
Accounts Receivable: Lake Placid	11,783.16
Accounts Receivable: Little Valley	1,605.42
Accounts Receivable: Marathon	5,100.89
Accounts Receivable: Solvay	<u>365,268.75</u>

Total CURRENT ASSETS: \$ 4,934,087.85

OTHER ASSETS

Prepaid Expenses	<u>9,583.17</u>
------------------	-----------------

Total OTHER ASSETS \$ 9,583.17

TOTAL ASSETS \$ 4,943,671.02

LIABILITIES

CURRENT LIABILITIES

Accounts payable: Akron	40,181.41
Accounts payable: Angelica	2,125.00
Accounts payable: Arcade	74,255.50
Accounts payable: Boonville	57,650.00
Accounts payable: Brocton	125.00
Accounts payable: Churchville	895.24
Accounts payable: Endicott	1,444.08
Accounts payable: Fairport	16,815.00
Accounts payable: Greene	8,782.00
Accounts payable: Hamilton	1,350.00
Accounts payable: Holley	50.00
Accounts payable: Lk Placid	4,637.30
Accounts payable: Little Valley	75.00
Accounts payable: Mayville	330.00
Accounts payable: Penn Yan	49,377.89
Accounts payable: Plattsburgh	5,653.56
Accounts payable: Rouses Point	325.00
Accounts payable: Salamanca	573.80
Accounts payable: Skaneateles	30.00
Accounts payable: Solvay	85,686.27
Accounts payable: Spencerport	175.00
Accounts payable: Springville	18,670.32
Accounts payable: Tupper Lake	10,471.17
Accounts payable: Wellsville	585.00
Accounts payable: Westfield	80,428.15
Accounts payable: Administrative	<u>38,492.93</u>

Total CURRENT LIABILITIES: 499,184.62

LONG-TERM LIABILITIES

Deferred administrative income	746,205.49
--------------------------------	------------

Total LONG-TERM LIABILITIES: 746,205.49

Total LIABILITIES: 1,245,390.11

AVAILABLE PROJECT COLLECTIONS

Retained earnings - prior	-
Retained Earnings - current year	<u>3,698,280.91</u>

Total AVAILABLE PROJECT COLLECTIONS: 3,698,280.91

Total LIABILITIES & AVAILABLE PROJECT COLLECTIONS: \$ 4,943,671.02

These financial statements have not been subjected to an audit, review, or compilation engagement. Therefore, no assurance is provided on them. These financial statements omit substantially all disclosures required by accounting principles generally accepted in the United States of America (U.S. GAAP). Management has declined to disclose the transactions and activities of the New York Power Authority Loan Program in these financial statements. The omission of that information is a departure from U.S. GAAP.

INDEPENDENT ENERGY EFFICIENCY PROGRAM

STATEMENT OF OPERATIONS
For the Year Ended December 31, 2022

	<u>Year to Date</u>	<u>% of Revenue</u>
REVENUES		
REVENUES, MEMBER COLLECTIONS		
Member Collections	\$ 3,361,802.00	5.62%
Member Collections, prior yrs'	56,327,431.44	94.22%
Demand Response Collections, PY	<u>2,040.71</u>	<u>0.00%</u>
TOTAL REVENUES, MEMBER COLLECTIONS:	59,691,274.15	99.85%
REVENUES FROM OUTSIDE SOURCES		
NYSERDA grants- prior yrs	32,400.00	0.05%
Outside sources- prior yrs	<u>9,913.70</u>	<u>0.02%</u>
TOTAL REVENUES FROM OUTSIDE SOURCES:	42,313.70	0.07%
SPECIAL PROJECTS		
P/Y: Special projects fund	<u>50,000.00</u>	<u>0.08%</u>
TOTAL SPECIAL PROJECTS:	50,000.00	0.08%
TOTAL REVENUES:	<u>59,783,587.85</u>	<u>100.00%</u>
Total collections:	59,783,587.85	100.00%
EXPENSES		
ADMINISTRATIVE SURCHARGES		
Admin. surcharges	336,171.02	0.56%
P/Y: Admin. surcharges	<u>8,454,205.70</u>	<u>14.16%</u>
TOTAL ADMINISTRATIVE SURCHARGES:	8,790,376.72	14.72%
OUTSIDE SOURCE ADMIN FEE		
Outside source admin fee- prior yrs	<u>9,913.70</u>	<u>0.02%</u>
TOTAL OUTSIDE SOURCE ADMIN FEE:	9,913.70	0.02%
SPECIAL PROJECTS		
P/Y: Special projects expense	<u>50,000.00</u>	<u>0.08%</u>
TOTAL SPECIAL PROJECTS:	50,000.00	0.08%
PROJECT EXPENSES		
Office expenses/printing	675.00	0.00%
C/Y Project expenses	2,594,309.50	4.34%
P/Y: Total project expenses	<u>44,629,556.70</u>	<u>74.65%</u>
TOTAL PROJECT EXPENSES:	<u>47,235,016.52</u>	<u>79.01%</u>
TOTAL EXPENSES:	56,085,306.94	93.81%
ADMINISTRATIVE REVENUES (EXPENSES)		
Operating revenue: Admin.	400,165.22	0.67%
P/Y: Operating revenue: Admin.	8,006,485.79	13.39%
Engineer, Honeywell: Admin	(118,648.77)	-0.20%
P/Y: Engineer, Honeywell: Admin.	(2,175,589.90)	-3.64%
Management: Admin.	(178,240.14)	-0.30%
P/Y: Management: Admin.	(4,201,604.80)	-7.03%
Accounting: Admin.	(87,937.00)	-0.15%
P/Y: Accounting: Admin.	(1,326,576.00)	-2.22%
P/Y: Audit Fees: Admin	(40,090.00)	-0.07%
Legal: Admin.	(6,719.00)	-0.01%
P/Y: Legal: Admin.	(635,602.75)	-1.06%
Office expenses: Admin	(20,285.12)	-0.03%
P/Y: Office expenses: Admin.	(296,770.64)	-0.50%
Insurance: Admin	(2,550.99)	0.00%
Insurance- prior yrs	(58,784.86)	-0.10%
P/Y: Bank service charges: Admin.	(9,386.88)	-0.02%
Interest/dividend income: Admin.	14,225.80	0.02%
P/Y: Interest/dividend income: Admin.	735,858.33	1.23%
Demand Response Collections, PY	<u>2,061.71</u>	<u>0.00%</u>
TOTAL ADMINISTRATIVE REVENUES (EXPENSES):	<u>0</u>	<u>0.00%</u>
Available project collections:	<u>\$ 3,698,280.91</u>	<u>6.19%</u>

These financial statements have not been subjected to an audit, review, or compilation engagement. Therefore, no assurance is provided on them. These financial statements omit substantially all disclosures required by accounting principles generally accepted in the United States of America (U.S. GAAP). Management has declined to disclose the transactions and activities of the New York Power Authority Loan Program in these financial statements. The omission of that information is a departure from U.S. GAAP.



**Independent Energy
Efficiency Program, Inc.**

P.O. BOX 2489, SYRACUSE NY 13220-7500 • (833) 239-1164 • WWW.IEEPNY.COM